

Splice Kits/Heat Shrink Tubing

Product Data Sheet

When an underground electrical cable is accidentally cut or severely damaged, the simplest and fastest way to make a repair is to use a Splice Kit from Engineered Products Company (EPCO).

EPCO's Splice Kits and Heat Shrink Tubing are designed to provide reliable, sustainable performance and a water-resistant connection for electrical splices, connections, and terminations as well as mechanical and environmental protection.

Our Splice Kits are specifically intended for direct burial applications and provide a permanent, water-resistant seal for the repair of copper or aluminum conductors. In addition, EPCO Splice Kits are designed to eliminate internal deterioration of the actual splice and other problems that can cause an open circuit and ultimately lead to cable failure.

Five (5) Splice Kit configurations are available and can repair virtually 90% of job site repairs an electrical contractor will encounter. Every EPCO Splice Kit includes a rustproof single (discrete) brass or aluminum connector. For "line splicing" cables having multiple conductors, a multi-port cylindrical brass connector is included. Installation is very simple and straightforward. After removing the damaged cable, a section of Heat Shrink Tubing is heated over the mechanical "spliced" connector, subsequently making a water-resistant seal to protect the splice from dirt and moisture.

Typical Cable Types to be Repaired:

- Underground Service Entrance (USE) Cable.
- Underground Feeder (UF) Cable.
- Underground Residential Distribution Conductor Cable.
- Fiber Optic Cable. (Note: Single Mode or Multi-Mode Connectors not supplied by EPCO. Contact your local Distributor for these connectors.)
- Single Mode or Multi-Mode Connectors not supplied by EPCO. Contact your local Distributor.
- Suitable for use with EPCO Heat Shrink Tubing (HST) with heat-activated adhesive on the inside to complete and make the seal water-resistant to provide a fully insulated and environmental protected circuit.

Single Wire Conductors: BSK and DRBSK Series

To repair a discrete, single wire conductor, only a standard flat-blade screwdriver is required for part numbers DRBSK and DRBSK1 or the appropriate size HEX head tool for part number DRBSK3 when a larger mechanical aluminum connectors is required to connect and a terminate copper or aluminum wire.

UF Cable Multiple Wire Conductors: UF Splice Kits and UF Stretcher Kits

To repair Underground Feeder (UF) Cable using multiple conductors, a cylindrical connector is used which includes four (4) brass connectors with terminating set screws enclosed in the connector. Only a standard flat-blade screwdriver is required.

Splice Kits Commonalities

- UL Listed for direct burial.
- 600 Volts maximum, 221°F (105°C) temperature rating.
- A dielectric lubricant is used in combination with EPCO Splice Kits to insulate, repel moisture, prevent corrosion and encapsulate electrical connections.
- Meets the requirements of the National Electrical Code.

Recommendation

Every Electrical Contractor should carry some type of Splice Kit and a variety of Heat Shrink Tubing sizes. When compared against other competitive offering, virtually 90% of job site repairs can be completed using an EPCO Splice Kit that seals out moisture and prevents corrosion in above-ground and direct-burial applications.



UF Cable Splice Kit



Heat Shrink Tubing

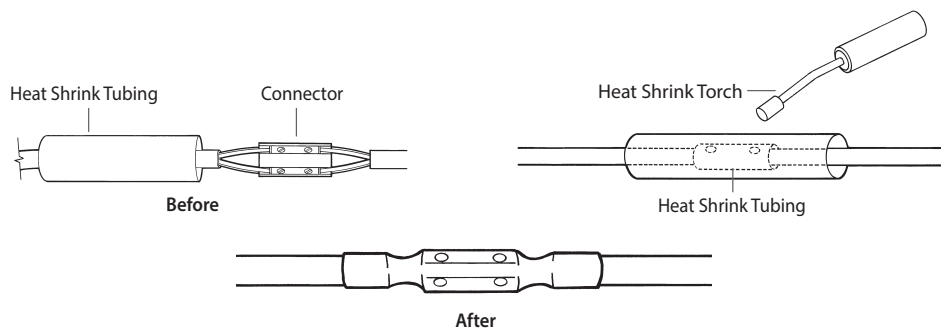
UF Cable Splice Kit

- UL Listed for direct burial. File Number: E123896.
- Labor Savings! Obsoletes messy, two part Splice Kits.
- Accommodates UF Cables sizes: 14/3 without ground minimum, 8/3 without ground maximum.
- 600 Volts maximum, 221°F (105°C) temperature rating.
- Meets the requirements of the 2020 National Electrical Code: Articles 110.14(B), 300.5(E) and 300.50(D).



The UF Cable Splice Kit includes one (1) 4-position mechanical connector and one (1) piece of heat shrink tubing to splice and insulate 14 AWG to 8 AWG UF Cable.

By using Thick Wall Heat Shrink Tubing with sealant and the mechanical connector, the repair of UF Cable is a quick, easy and reliable process. No epoxies, tape or separate mastics are required.



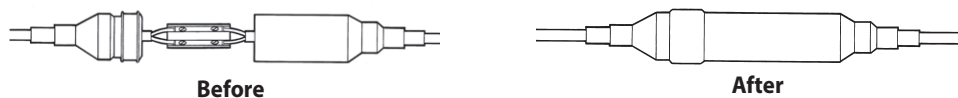
Catalog Number	UPC Number	Description	Order Unit	Unit Qty	Unit Pkg	Units/Case	TL Case Qty	Min Order Qty	MM Req	Ship Wt (Lbs)
UFC2B	10711	Accommodates Cable Sizes 14/3 to 8/3 Maximum	EA	1	BG	24	24	1	No	2

Self Sealing UF Splice Kit

- UL Listed for direct burial. File Number: E123896.
- Labor Savings! Simplifies the assembly of a moisture resistant splice.
- Protects electrical connections and allows for re-entry if needed.
- Eliminates use of epoxies, tape or mastics.
- 600 Volts maximum, 221°F (105°C) temperature rating.
- Meets the requirements of the 2020 National Electrical Code: Articles 110.14(B), 300.5(E) and 300.50(D).



The uniquely designed interference fit cover enables direct burial of UF Cable to be a quick and reliable process. The kit includes a mechanical connector, silicone lubricant and the interference fit covers. Accommodates 14 AWG to 8 AWG wire sizes.



Catalog Number	UPC Number	Description	Order Unit	Unit Qty	Unit Pkg	Units/Case	TL Case Qty	Min Order Qty	MM Req	Ship Wt (Lbs)
UFC3/4	10703	Accommodates Cable Sizes 14/3 to 8/3 Maximum	EA	1	BG	24	24	1	No	3

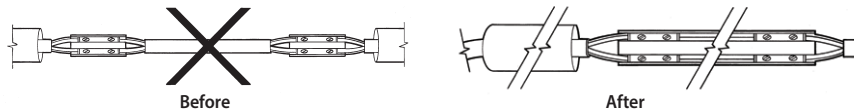
UNITS OF MEASURE KEY Order Unit: The Unit to be ordered; Unit Qty: Number of pieces in each Unit; Unit Pkg: Unit Packages contained in the case - Packaging types - BG (Bag), BRL (Barrel), BX (Box), BN (Bulk), PKG (Package), EA (Each), RL (Roll), LB (Pound), C (Hundred), M (Thousand); Units/Case: Unit packages contained in the Case; TL Case Qty: The total number of items in each Master Case; Min Order Qty: The smallest Unit that can be ordered; MM Req: Must order multiples of the Unit in the stated quantities; Ship Wt (Lbs): Total weight of the units per Carton

UF Stretcher Kit

- UL Listed for direct burial. File Number: E123896.
- Labor Savings! Includes one 11.5" mechanical connector that eliminates the need to use two (2) UF Cable Splice Kits (P/N: UFC2B) and a short piece of cable when repairing a longer section of damaged UF Cable.
- 600 Volts maximum, 221°F (105°C) temperature rating.
- Meets the requirements of the 2020 National Electrical Code: Articles 110.14(B), 300.5(E) and 300.50(D).



Simplify UF Cable repairs after a trencher or backhoe has damaged or destroyed a 7" to 10" section of UF Cable. Utilize our Thick Wall Heat Shrink Tubing with sealant to make a quick and reliable repair. Eliminates epoxies, tapes or separate mastics and creates a waterproof splice. The kit includes one (1) 4-position 11.5" connector and one (1) piece of heat shrink tubing. Designed to splice and insulate 14 AWG to 8 AWG UF Cable.



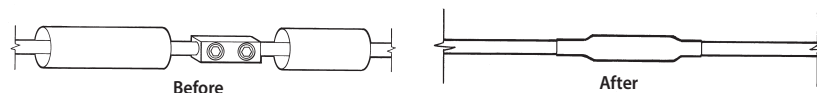
Catalog Number	UPC Number	Description	Order Unit	Unit Qty	Unit Pkg	Units/Case	TL Case Qty	Min Order Qty	MM Req	Ship Wt (Lbs)
UFS2	10714	Accommodates Cable Sizes 14/3 to 8/3 Maximum	EA	1	BG	24	24	1	No	3

Dual Rated Butt Splice Kits

- Although crimping is the most commonly used method of wire splicing and termination, our Dual-Rated Butt Splice Kits eliminate expensive crimping tools when splicing aluminum or copper conductors for direct burial.
- UL Listed components.
- 600 Volts maximum, 221°F (105°C) temperature rating.
- For use with aluminum and copper conductors.
- Meets the requirements of the 2020 National Electrical Code: Articles 110.14(B), 300.5(E) and 300.50(D).



The kits include a pair of thick wall heat shrink tubing (2 pieces) and one (1) mechanical connector. Popular splicing applications include repair and/or extending type USE Cable.



Catalog Number	UPC Number	Description	Order Unit	Unit Qty	Unit Pkg	Units/Case	TL Case Qty	Min Order Qty	MM Req	Ship Wt (Lbs)
DRBSK	11499	Includes one (1) Dual Rated Connector - 2 AWG to 14 AWG; Two (2) Heat Shrink Tubes - 6 AWG to 2 AWG	EA	1	BG	24	24	1	No	3
DRBSK1	11500	Includes one (1) Dual Rated Connector - 14 AWG to 1/0 AWG; Two (2) Heat Shrink Tubes - 1 AWG to 3/0 AWG	EA	1	BG	24	24	1	No	3
DRBSK3	11501	Includes one (1) Dual Rated Connector - 250 MCM to 6 AWG; Two (2) Heat Shrink Tubes - 2/0 AWG to 350 MCM	EA	1	BG	24	24	1	No	3

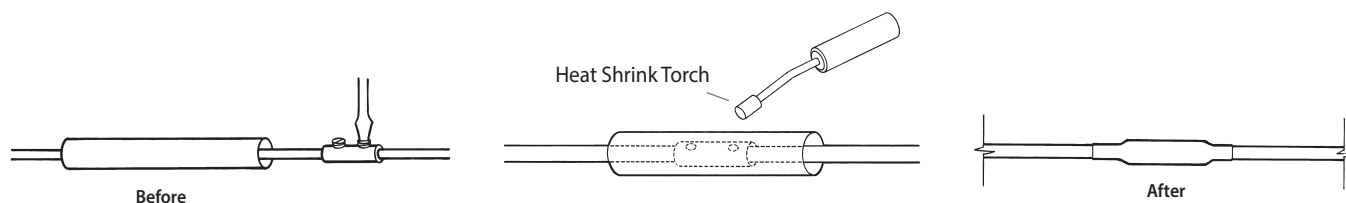
UNITS OF MEASURE KEY Order Unit: The Unit to be ordered; Unit Qty: Number of pieces in each Unit; Unit Pkg: Unit Packages contained in the case - Packaging types - BG (Bag), BRL (Barrel), BX (Box), BN (Bulk), PKG (Package), EA (Each), RL (Roll), LB (Pound), C (Hundred), M (Thousand); Units/Case: Unit packages contained in the Case; TL Case Qty: The total number of items in each Master Case; Min Order Qty: The smallest Unit that can be ordered; MM Req: Must order multiples of the Unit in the stated quantities; Ship Wt (Lbs): Total weight of the units per Carton

Copper Butt Splice Kits

- UL Listed. File Number: E103228.
- Labor Savings! Designed to simplify splicing discreet copper conductors.
- Sizes: 14 AWG to 2 AWG.
- BSK series is rated for 600 Volts maximum, 221°F (105°C) temperature rating.
- Meets the requirements of the 2020 National Electrical Code: Articles 110.14(B), 300.5(E) and 300.50(D).



BSK Splice Kits include a mechanical copper butt splice connector and an 8" piece of thick wall heat shrink tubing to create a fully insulated butt splice.



Catalog Number	UPC Number	Description	Order Unit	Unit Qty	Unit Pkg	Units/Case	TL Case Qty	Min Order Qty	MM Req	Ship Wt (Lbs)
BSK1	10705	Includes One (1) Butt Splice Connector - 8 AWG to 14 AWG; One (1) Heat Shrink Tube - 14 AWG to 10 AWG	EA	1	BG	24	24	1	No	2
BSK2	10706	Includes Three (3) Butt Splice Connectors - 8 AWG to 14 AWG; Three (3) Heat Shrink Tubes - 14 AWG to 10 AWG	EA	1	BG	24	24	1	No	2
BSK3	10708	Includes One (1) Butt Splice Connector - 2 AWG to 8 AWG; One (1) Heat Shrink Tube - 6 AWG to 2 AWG	EA	1	BG	24	24	1	No	2
BSK4	10709	Includes Three (3) Butt Splice Connectors - 2 AWG to 8 AWG; Three (3) Heat Shrink Tubes - 6 AWG to 2 AWG	EA	1	BG	24	24	1	No	2

SPLICE KITS AWG CHART

Copper Butt Splice Kits	AWG		Dual Rated Butt Splice Kits	Logical AWG Number	AWG (and "Aught" * /0 Equivalent)	MCM or kcmil
BSK1 BSK2	14		DRBSK	8	8	17
	13			7	7	21
	12			6	6	26
	11			5	5	33
	10			4	4	42
	9			2	2	66
BSK3 BSK4	8	8	DRBSK1	1	1	84
	7			0	1/0	106
	6			-1	2/0	133
	5		DRBSK3	-2	3/0	168
	4			-3	4/0	212
	3			-3.7	4.7/0	250

UNITS OF MEASURE KEY Order Unit: The Unit to be ordered; Unit Qty: Number of pieces in each Unit; Unit Pkg: Unit Packages contained in the case - Packaging types - BG (Bag), BRL (Barrel), BX (Box), BN (Bulk), PKG (Package), EA (Each), RL (Roll), LB (Pound), C (Hundred), M (Thousand); Units/Case: Unit packages contained in the Case; TL Case Qty: The total number of items in each Master Case; Min Order Qty: The smallest Unit that can be ordered; MM Req: Must order multiples of the Unit in the stated quantities; Ship Wt (Lbs): Total weight of the units per Carton

Heat Shrink Tubing

- Our Heat Shrink Tubing (HST) internal coating includes a adhesive and sealant; when the HST is heated, it provides a water-resistant seal to protect the mechanical splice from dirt and moisture. The standard color is black.
- Installs and shrinks easily for labor savings. Most effective when insulating over large transitions.
- 3:1 Shrink ratio accommodates larger cable size ranges.
- Excellent abrasion, corrosion and environmental resistance properties.
- UV and fungi resistant to protect the HST from surface fungus growth and obscure cable identification.
- Heat Shrink Tubing can be purchased in bulk. Available in pre-cut lengths from 4" to 48" lengths and quoted per inch.
- Meets the requirements of the 2020 National Electrical Code: Articles 110.14(B), 300.5(E), and 300.50(D).



Catalog Number	UPC Number	Description	Order Unit	Unit Qty	Unit Pkg	Units/Case	TL Case Qty	Min Order Qty	MM Req	Ship Wt (Lbs)
HST1410	10170	Conductor Size - 14 AWG to 10 AWG, Shrink Range - .36" to 12"; Includes six (6) 8" pieces per package	EA	6	BG	12	72	6	Yes	5
HST84	10171	Conductor Size - 6 AWG to 2 AWG, Shrink Range - .75" to .24"; Includes six (6) 8" pieces per package	EA	6	BG	12	72	6	Yes	7
HST23/0	10172	Conductor Size - 1/0 AWG to 3/0 AWG, Shrink Range - 1.10" to .35"; Includes six (6) 8" pieces per package	EA	6	BG	12	72	6	Yes	9
HST2/0300	10173	Conductor Size - 2/0 AWG to 350 MCM, Shrink Range - 1.50" to .47"; Includes four (4) 8" pieces per package	EA	4	BG	12	12	4	Yes	10
HST300650	10174	Conductor Size - 250 MCM to 500 MCM, Shrink Range - 2.0" to .63"; Includes three (3) 12" pieces per package	EA	3	BG	12	12	3	Yes	13

Bulk Heat Shrink Tubing Part Number Configurator

Example Part Number

E00-902-006

Conductor Size

901 = 1 AWG / 3/0 AWG
902 = 14 AWG / 10 AWG
903 = 6 AWG / 2 AWG
904 = 2/0 AWG / 350 MCM
905 = 250 MCM / 500 MCM

Length

006 = 6 inches | **008** = 8 inches
009 = 9 inches | **010** = 10 inches
012 = 12 inches | **024** = 24 inches
030 = 30 inches | **048** = 48 inches

Custom lengths are also available. Please specify the length by adding the correct length in inches to the end of the part number.

Example: One (1) 13" piece of 14 AWG to 10 AWG tubing; E00-902-013.

HEAT SHRINK TUBING DIMENSIONS

Part Number	Expanded		Recovered				Application Range for General Use		600/1000 V Single Conductor Size
	Internal Diameter (MIN) D		Internal Diameter (MAX) d		Wall Thickness (NOM) W		Inches	MM	AWG/MCM
	Inches	MM	Inches	MM	Inches	MM			
HST1410	0.35	8.9	0.12	3.0	0.07	1.8	.15-.3	3.5-8	#14-#10
HST84	0.75	19.1	0.24	6.1	0.12	3.0	.25-.65	6.5-16.5	#6-#2
HST23/0	1.10	27.9	0.35	8.9	0.12	3.0	.4-.95	10/24	#1-3/0
HST2/0300	1.50	38.1	0.47	11.9	0.14	3.6	.5-1.4	13-35	2/0-350
HST300650	2.0	50.8	0.63	16	0.14	3.6	.70-1.75	17.5-44	250-500

HEAT SHRINK TUBING SPECIFICATIONS

Physical		Electrical		Chemical		Adhesive	
Tensile Strength	2100 psi (14.5 MPa)	Dielectric Strength	500V/Mil (20kV/mm)	Fluid Resistance	Good to Excellent	Adhesive Softening Point	197°F (92°C) +/- 41°F (5°C)
Specific Gravity	1.1	Volume Resistivity	10 ¹⁶ ohm-cm	Copper Corrosion	No Corrosion	Adhesive Lap Shear	125 psi (0.875 MPa)
Heat Shock (4 hrs at 437°F (225°C))	No cracking or flowing	Dielectric Voltage Withstand (2500 V, 60 Hz, 1 min)	No breakdown, 24kV-1 min, 15kV-4 hrs	Water Absorption	0.1%	Adhesive Blocking (86°F (30°C))	No blocking
Low Temperature Flexibility (4 hrs at -67°F (-55°C))	No cracking			Fungus Resistance	No Growth	Water Penetration	No penetration after 236 hrs (min) of continuous immersion

Heat Shrink Torch

- Recommended for shrinking Heat Shrink Tubing and for use with all our Splice Kits. The trigger-start ignition starts fast and easy. Features a fully adjustable regulator valve and air inlet port for adjustable flame settings.
- Connects directly to a standard 14.1 oz. propane tank (not included).



Catalog Number	UPC Number	Description	Order Unit	Unit Qty	Unit Pkg	Units/Case	TL Case Qty	Min Order Qty	MM Req	Ship Wt (Lbs)
HST-T1	12200	Heat Shrink Torch	EA	1	BX	20	20	1	No	2

