



## Ground Bonding Products



### GROUND BONDING PIGTAILS

- Labor and Time Savings!
- US/Canada UL Listed. UL File: #E229221.
- Meet the requirements of the 2026 National Electrical Code: Articles 110.14(A) and (B) and 250.8(A).
- Features a captive GSH or GSC Green Ground Screw on one end, the other end is pre-stripped 5/8" or 1".
- Available in Insulated Solid or Stranded Wire; 6.5", 8", 10" and 12" lengths.




### REFERENCE GUIDE — INSULATED SOLID WIRE PIGTAILS (WIRE GAUGE SIZE is 12 AWG EXCEPT WHERE NOTED)

#### PART NUMBERS

20209:	6.5-Inch (BAG)*		PigTail: With captive GSH Ground Screw - Stripped 1".
10009:	6.5-Inch (BULK)*		
20210:	6.5-Inch (14 AWG) (BAG)		
10010:	6.5-Inch (14 AWG) (BULK)		
20211:	8-Inch (BAG)		
10011:	8-Inch (BULK)*		
20287:	10-Inch (BAG)		PigTail: With captive GSC Ground Screw - Stripped 1".
10089:	12-Inch (BULK)		
20289:	12-Inch (BAG)		








10016:	6.5-Inch (BULK)		PigTail: With captive GSC Ground Screw - Stripped 1".
20216:	6.5-Inch (BAG)		
20286:	8-Inch (BAG)		
20288:	10-Inch (BAG)		
20297:	8-Inch (10 AWG) (BAG)		



### REFERENCE GUIDE — INSULATED STRANDED WIRE PIGTAILS (WIRE GAUGE SIZE is 12 AWG EXCEPT WHERE NOTED)

#### PART NUMBERS

20208:	8-Inch (BAG)*		PigTail: One (1) Flanged Spade Terminal - Stripped 5/8".
10008:	8-Inch (BULK)*		
20203:	8-Inch (14 AWG) (BAG)		PigTail: One (1) Flanged Spade Terminal and a captive GSH Ground Screw.
10003:	8-Inch (14 AWG) (BULK)		
20204:	8-Inch (BAG)*		
10004:	8-Inch (BULK)*		
20219:	10-Inch (BAG)		
20225:	12-Inch (BAG)		
20229:	8-Inch (BAG)*		PigTail: Ring Terminal and a captive GSH Ground Screw - Stripped 5/8".
20241:	8-Inch (BAG)		PigTail: One (1) Flanged Spade Terminal and a captive GSC Ground Screw.
10041:	8-Inch (BULK)		
20220:	10-Inch (BAG)		
20226:	12-Inch (BAG)		
20236:	8-Inch (BAG)		PigTail: Ring Terminal and a captive GSC Ground Screw - Stripped 5/8".
20235:	10-Inch (BAG)		

\*Contractor preferred



Part Number	UPC Number	Description	Order Unit	Unit Qty	Unit Pkg	Units/ Case	TL Case Qty	Min Order Qty	MM Req	Ship Wt (Lbs)
Solid Wire With GSH Ground Screw										
20209*	20209	6.5", Captive GSH Ground Screw – Stripped 1" (BAG)	PKG	50	BG	20	1000	50	Yes	19
10009*	10161	6.5", Captive GSH Ground Screw – Stripped 1" (BULK)	EA	1	BULK	1000	1000	1000	Yes	18
20210	20210	6.5" (14 AWG), Captive GSH Ground Screw – Stripped 1" (BAG)	PKG	50	BG	20	1000	50	Yes	19
10010	10162	6.5" (14 AWG), Captive GSH Ground Screw – Stripped 1" (BULK)	EA	1	BULK	1000	1000	1000	Yes	19
20211	20211	8", Captive GSH Ground Screw – Stripped 1" (BAG)	PKG	50	BG	20	1000	50	Yes	14
10011*	10163	8", Captive GSH Ground Screw – Stripped 1" (BULK)	EA	1	BULK	1000	1000	1000	Yes	21
20287	20287	10", Captive GSH Ground Screw – Stripped 1" (BAG)	PKG	50	BG	20	1000	50	Yes	26
10087	10087	10", Captive GSH Ground Screw – Stripped 1" (BULK)	EA	1	BULK	20	1000	50	Yes	26
20289	20289	12", Captive GSH Ground Screw - Stripped 1" (BAG)	PKG	50	BG	20	1000	50	Yes	29
10089	10089	12", Captive GSH Ground Screw - Stripped 1" (BULK)	EA	1	BULK	1000	1000	1000	Yes	33
Solid Wire With GSC Ground Screw										
20216	20216	6.5", Captive GSC Ground Screw – Stripped 1" (BAG)	PKG	50	BG	20	1000	50	Yes	19
10016	10016	6.5", Captive GSC Ground Screw – Stripped 1" (BULK)	EA	1	BULK	1000	1000	1000	Yes	18
20286	20286	8", Captive GSC Ground Screw – Stripped 1" (BAG)	PKG	50	BG	20	1000	50	Yes	22
20288	20288	10", Captive GSC Ground Screw – Stripped 1" (BAG)	PKG	50	BG	20	1000	50	Yes	26
20297	20297	8" (10 AWG), Captive GSC Ground Screw – Stripped 1" (BAG)	PKG	50	BG	20	1000	50	Yes	24
Stranded Wire Without Ground Screws										
20208*	20208	8", One (1) Flanged Spade Terminal – Stripped 5/8" (BAG)	PKG	50	BG	20	1000	50	Yes	18
10008*	10008	8", One (1) Flanged Spade Terminal – Stripped 5/8" (BULK)	EA	1	BULK	1000	1000	1000	Yes	17
Stranded Wire With GSC Ground Screw										
20203	20203	8", (14 AWG), One (1) Flanged Spade Terminal (BAG)	PKG	50	BG	20	1000	50	Yes	26
10003	10154	8", (14 AWG), One (1) Flanged Spade Terminal (BULK)	EA	1	BULK	1000	1000	1000	Yes	26
20204*	20204	8", One (1) Flanged Spade Terminal (BAG)	PKG	50	BG	20	1000	50	Yes	25
10004*	10155	8", One (1) Flanged Spade Terminal (BULK)	EA	1	BULK	1000	1000	1000	Yes	25
20219	20219	10", One (1) Flanged Spade Terminal (BAG)	PKG	50	BG	20	1000	50	Yes	27
20225	20225	12", One (1) Flanged Spade Terminal (BAG)	PKG	50	BG	20	1000	50	Yes	34
20229*	20229	8", Ring Terminal - Stripped 5/8" (BAG)	PKG	50	BG	20	1000	50	Yes	23
Stranded Wire With GSC Ground Screw										
20220	20220	10", Ring Terminal, One (1) Flanged Spade Terminal (BAG)	PKG	50	BG	20	1000	50	Yes	27
20226	20226	12", Ring Terminal, One (1) Flanged Spade Terminal (BAG)	PKG	50	BG	20	1000	50	Yes	34
20235	20235	10", Ring Terminal - Stripped 5/8" (BAG)	PKG	50	BG	20	1000	50	Yes	26
20236	20236	8", Ring Terminal - Stripped 5/8" (BAG)	PKG	50	BG	20	1000	50	Yes	23
20241	20241	8", Ring Terminal, One (1) Flanged Spade Terminal (BAG)	PKG	50	BG	20	1000	50	Yes	26
10041	10160	8", Ring Terminal, One (1) Flanged Spade Terminal (BULK)	EA	1	BULK	1000	1000	1000	Yes	24
*Contractor preferred										

## UNITS OF MEASURE KEY

Order Unit: The Unit to be ordered; Order Qty: Number of pieces in each Unit; Unit Pkg: Packaging types - BG (Bag), BX (Box), BRL (Barrel); Units/Case: Unit packages contained in the Case; TL Case Qty: The total number of items in each Master Case; Min Order Qty: The smallest Unit that can be ordered; MM Req: Must order multiples of the Unit in the stated quantities; Ship Wt (Lbs): Total weight of the units per Carton






## SINGLE AND DUAL-GANG GROUND BONDING PIGTAILS (12 AWG ONLY)

- Labor and Time Savings!
- US/Canada UL Listed. UL File: #E229221.
- Matched Flanged Spade and Ring Terminals ensure a safe, reliable ground connection.
- Meet the requirements of the 2026 National Electrical Code: Articles 110.14(A) and (B) and 250.8(A).

Reprinted from the 2026 National Electrical Code: Article 250.148 — Continuity and Attachment of Equipment Grounding Conductors to Boxes: *Where circuit conductors are spliced within a box, or terminated on equipment within, or supported by a box, any equipment grounding conductor(s) associated with those circuit conductors shall be connected within the box or to the box with devices suitable for the use in accordance with 250.148(A) through (E).*



Part Number: 20274



## REFERENCE GUIDE — SINGLE AND DUAL-GANG GROUND BONDING PIGTAILS (12 AWG ONLY)

### PART NUMBERS

20267: 8-Inch Solid Wire Single-Gang (BAG)\*



20268: 8-Inch Stranded Wire Single-Gang (BAG)\*



20270: 8-Inch Stranded Wire Dual-Gang (BAG)



20274: 8-Inch Solid Wire Dual-Gang (BAG)



20275: 8-Inch Stranded Wire Dual-Gang (BAG)



Part Number	UPC Number	Description	Order Unit	Unit Qty	Unit Pkg	Units/ Case	TL Case Qty	Min Order Qty	MM Req	Ship Wt (Lbs)
20267*	20267	Single-Gang PigTail: One (1) 8" Solid Wire Incoming Lead - Stripped 1", One (1) 8" Stranded Wire Conductor with One (1) Flanged Spade Terminal, captive GSH Ground Screw (BAG)	PKG	20	BG	20	400	20	Yes	17
20268*	20268	Single-Gang PigTail: One (1) 8" Stranded Wire Incoming Lead - Stripped 5/8", One (1) 8" Stranded Wire Conductor with One (1) Flanged Spade Terminal, captive GSH Ground Screw (BAG)	PKG	20	BG	20	400	20	Yes	18
20270	20270	Dual-Gang PigTail: Two (2) 8" Stranded Wire Conductors, each with One (1) Flanged Spade Terminal, captive GSH Ground Screw (BAG)	PKG	20	BG	20	400	20	Yes	18
20274	20274	Dual-Gang PigTail: One (1) 8" Solid Wire Incoming Lead - Stripped 1", Two (2) 8" Stranded Wire Conductors, each with One (1) Flanged Spade Terminal, captive GSH Ground Screw (BAG)	PKG	20	BG	20	400	20	Yes	25
20275	20275	Dual-Gang PigTail: One (1) 8" Stranded Wire Incoming Lead - Stripped 5/8", Two (2) 8" Stranded Wire Conductors, each with One (1) Flanged Spade Terminal, captive GSH Ground Screw (BAG)	PKG	20	BG	20	400	20	Yes	25

\*Contractor preferred

#### UNITS OF MEASURE KEY


Order Unit: The Unit to be ordered; Order Qty: Number of pieces in each Unit; Unit Pkg: Packaging types - BG (Bag), BX (Box), BRL (Barrel); Units/Case: Unit packages contained in the Case; TL Case Qty: The total number of items in each Master Case; Min Order Qty: The smallest Unit that can be ordered; MM Req: Must order multiples of the Unit in the stated quantities; Ship Wt (Lbs): Total weight of the units per Carton



## SINGLE AND DUAL-GANG GROUND BONDING PIGTAILS — APPLICATION EXAMPLES

### SINGLE-GANG SOLID WIRE: P/N 20267

The ground screw is screwed into and bonds the metal junction box. The single stranded wire grounding conductor with the flanged spade terminal from this same PigTail grounds the receptacle. The solid wire grounding conductor on the PigTail will ground the receptacle. The solid wire grounding conductor on the PigTail connects to the MC Cable and bonds back to the service panel.




### SINGLE-GANG STRANDED WIRE: P/N 20268

The ground screw is screwed into and "grounds" the metal junction box. The single stranded wire grounding conductor with the flanged spade terminal from this PigTail grounds the receptacle. The stranded wire grounding conductor on the PigTail connects (by wire nut) the incoming ground conductor in the MC Cable and bonds back to the service panel.




### DUAL-GANG STRANDED WIRE: P/N 20270

The ground screw is screwed into the 10-32 tapped grounding hole opening in the metal junction box, bonding the junction box to the conduit system and grounded back to the service panel. The two (2) stranded wire ground PigTails with the flanged spade terminals would then connect to the grounding screw of the receptacles or switches to be wired.




### DUAL-GANG SOLID WIRE: P/N 20274

The ground screw is screwed into and bonds the metal junction box. The two (2) stranded wire grounding conductors with the flanged spade terminals from this PigTail grounds each receptacle. The solid wire conductor on the PigTail connects by wire nut to the incoming ground conductor in the conduit and bonds back to the service panel.



### DUAL-GANG STRANDED WIRE: P/N 20275

The ground screw is screwed into and "grounds" the metal junction box and is bonded back to the service-grounded panel. Two (2) stranded wire grounding conductors with flanged spade terminals from this PigTail ground each receptacle. The stranded wire grounding conductor on the PigTail connects by wire nut to the ground conductor from the incoming cable.






## POWERTAILS DEVICE WIRING CONDUCTORS (12 AWG ONLY)

- Labor and Time Savings! Used by contractors that wire Commercial and Industrial buildings when using single and/or multi-gang metal boxes
- UL Recognized
- Provides installation speed and a reliable connection when bringing power to multiple devices. Perfect for pre-wiring devices in the contractor's shop or on the job site.
- 8" Black, White, Blue or Red leads feature a factory crimped Flanged Spade Terminal that slips under the terminal screw on the device.
- Manufactured using flexible 12 AWG stranded wire to easily push into the junction box.
- Meet the requirements of the 2026 National Electrical Code: Articles 110.14(A) and (B).

## REFERENCE GUIDE — STRANDED POWERTAILS DEVICE WIRING CONDUCTORS (12 AWG)

### PART NUMBERS

20261: Red (BAG)  
10061: Red (BULK)  
20262: White (BAG)  
10062: White (BULK)  
20265: Black (BAG)  
10065: Black (BULK)  
20277: Blue (BAG)  
10077: Blue (BULK)



Part Number	UPC Number	Description	Order Unit	Unit Qty	Unit Pkg	Units/ Case	TL Case Qty	Min Order Qty	MM Req	Ship Wt (Lbs)
20261	20261	8", Red, One (1) Flanged Spade Terminal, Stripped 5/8" (BAG)	PKG	50	BG	20	1000	50	Yes	18
10061	10061	8", Red, One (1) Flanged Spade Terminal, Stripped 5/8" (BULK)	EA	1	BULK	1000	1000	1000	Yes	18
20262	20298	8", White, One (1) Flanged Spade Terminal, Stripped 5/8" (BAG)	PKG	50	BG	20	1000	50	Yes	18
10062	10062	8", White, One (1) Flanged Spade Terminal, Stripped 5/8" (BULK)	EA	1	BULK	1000	1000	1000	Yes	17
20265	20299	8", Black, One (1) Flanged Spade Terminal, Stripped 5/8" (BAG)	PKG	50	BG	20	1000	50	Yes	18
10065	10065	8", Black, One (1) Flanged Spade Terminal, Stripped 5/8" (BULK)	EA	1	BULK	1000	1000	1000	Yes	17
20277	20277	8", Blue, One (1) Flanged Spade Terminal, Stripped 5/8" (BAG)	PKG	50	BG	20	1000	50	Yes	18
10077	10077	8", Blue, One (1) Flanged Spade Terminal, Stripped 5/8" (BULK)	EA	1	BULK	1000	1000	1000	Yes	18

EPCO PowerTails are Made in the USA.  
Complies with the American Recovery and  
Reinvestment Act – Buy American Provision.

#### UNITS OF MEASURE KEY

Order Unit: The Unit to be ordered; Order Qty: Number of pieces in each Unit; Unit Pkg: Packaging types - BG (Bag), BX (Box), BRL (Barrel); Units/Case: Unit packages contained in the Case; TL Case Qty: The total number of items in each Master Case; Min Order Qty: The smallest Unit that can be ordered; MM Req: Must order multiples of the Unit in the stated quantities; Ship Wt (Lbs): Total weight of the units per Carton





## GROUND SCREWS

Our Ground Screws are manufactured in compliance with the Restriction of Hazardous Substances (RoHS) European Directive. These Screws (#10-32 x .375") meet the requirements of the 2026 National Electrical Code: Article 250.8.

**GSH — Hex Head Screw** – Combination slotted, Phillips and square drive tapered point screw used to simplify wiring installations when pre-tapped holes exist in metal boxes.

**GSC — Cutting Point Screw** – Combination hex head, slotted, Phillips and square drive screw for use in metal boxes when holes have not been pre-tapped.

**Note:** The Directive of the 2002/95/EC European Union (EU), restricts the use of certain hazardous substances in electrical and electronic equipment. Those substances are Lead, Mercury, Cadmium, Hexavalent Chromium, PBBs.



GSH Ground Screw  
Hex Head Screw



GSC Ground Screw  
Cutting Point Screw

## GROUND CLIPS

Our Ground Clips are an excellent time and labor saving alternative to Ground Screws and are specifically designed for termination of the grounding conductor and should be used when a 10-32 hole is not pre-drilled or tapped into a metallic junction box.

Since ground clips are forced onto the outside edge of the junction box, we recommend using a “new” clip instead of re-using the old clip. Clips should never be forced onto the round portion of a plaster ring or a poor electrical connection will result.

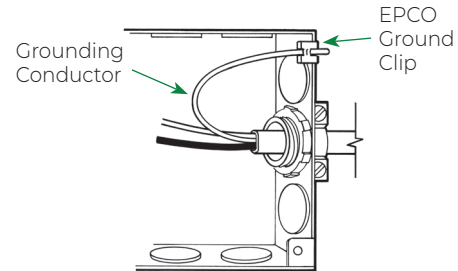
Ground  
Clip



## INSTALLATION PROCEDURE

The correct way to install a ground clip is to feed the grounding conductor into the ground clip with the shorter part of the ground clip placed inside the junction box.

Then use the flat blade of a screwdriver to force the ground clip onto the junction box to ensure a good electrical connection. See illustration.



Part Number	UPC Number	Description	Order Unit	Unit Qty	Unit Pkg	Units/ Case	TL Case Qty	Min Order Qty	MM Req	Ship Wt (Lbs)
Ground Screws										
20251	20251	GSH: 100 per bag, 20 bags per box	PKG	2000	BG	2000	2000	2000	Yes	10
20251T	20351	GSH: 250 per bag, 20 bags per box	PKG	5000	BG	5000	5000	5000	Yes	11
20253	20253	GSC: 100 per bag, 20 bags per box	PKG	2000	BG	2000	2000	2000	Yes	10
20253T	20353	GSC: 250 per bag, 20 bags per box	PKG	5000	BG	5000	5000	5000	Yes	11
Ground Clips										
20252	20252	GC: 100 per bag, 20 bags per box	PKG	2000	BG	2000	2000	2000	Yes	10
<b>Note:</b> Ground Screws listed above are used in our Ground Bonding PigTails.										

### UNITS OF MEASURE KEY

Order Unit: The Unit to be ordered; Order Qty: Number of pieces in each Unit; Unit Pkg: Packaging types - BG (Bag), BX (Box), BRL (Barrel); Units/Case: Unit packages contained in the Case; TL Case Qty: The total number of items in each Master Case; Min Order Qty: The smallest Unit that can be ordered; MM Req: Must order multiples of the Unit in the stated quantities; Ship Wt (Lbs): Total weight of the units per Carton.

