



ENGINEERED PRODUCTS CO.
epco[®]

YOUR TRUSTED ELECTRICAL SPECIALTY
SOLUTIONS PARTNER SINCE 1976

PRODUCT CATALOG | VOLUME XXIV
www.engproducts.com | 800.336.1976

About EPCO

Since our founding in 1976, EPCO has operated on a foundation of tradition and a deep, personal commitment to our customers. We've always believed that our success is directly tied to your satisfaction, which is why exceptional customer service is not just a goal—it's at the core of everything we do.



Rooted in family tradition, we operate with a unique blend of personal commitment and a long-term vision for stability and sustained excellence. We take immense pride in our work and stand behind every product we create, ensuring we deliver the highest quality and best value possible.

Each item in this catalog is a testament to our dedication to excellence, crafted with an unwavering focus on durability, performance, and reliability. Thank you for being a part of our history. We are honored to serve you and are committed to continuing our tradition of providing exceptional products and service for years to come.

Sincerely,
Nick Lee
Vice President
EPCO | Engineered Products Co.

Units of Measure:

Unit Qty: Number of pieces in each unit
Unit Pkg: Unit packages contained in the case
Case Qty: The total number of items in each master case
Min Order Qty: The smallest unit that can be ordered
Ship Wt (Lbs): The total weight of the units per Case

General Statements:

Specifications subject to change without prior notice. PigTails, PowerTails, QuickWhips, ProSeries, Landscape LightPost, SplicePost, and Receptacle SplicePost, Temp Power Block, TIGRESS, TIGRESS Prefab, TIGER XL, TIGERcub, SPIDERBOX and CordLights are either trademarks or registered trademarks for Engineered Products Company in the United States and/or in other countries. All other trademarks are the property of their respective holders. EPCO products are designed, manufactured, and independently verified to meet the most recent safety and performance requirements of Underwriters Laboratory (UL). Installation of EPCO products should be in accordance with the 2026 Edition of the National Electrical Code (NEC) and all applicable local electrical codes and regulations.

Icon Legend:



Table of Contents

PIGTAILS AND POWERTAILS WIRING CONDUCTORS

Ground Bonding PigTails	2
Single and Dual-Gang PigTails	4
PowerTails Device Wiring Conductors	5
Ground Bonding Application Examples	4-5
Ground Screws and Ground Clips	6
Ground Bonding Jumper Kits	7

PREFABRICATED WHIPS

Illumination Control (IC)/Dimming Whips	8-9
Standard Fixture Whips	10
QuickWhip Fixture Whips	10
Custom Fixture Whip Order Form	11
Metal Clad (MC) Whips	12
A/C and Power Equipment Whips	13

TEMPORARY POWER

Temp Power Block	14
Replacement Components	15
50 & 100 -ft. Temp Power Cords	16

TEMPORARY LIGHTING

TIGER XL	17
TIGERcub	17
TIGRESS Prefab	18
TIGRESS Multi-Lamp	19
LED CordLights	19
Magnetic Suspension Hangers	19
Economy CordLights	20
Accessories	21

UTILITY LIGHTING

Utility Lighting	22
Modular Utility Lighting	23
Complete LED Fixtures	24
Complete Medium Base (E26) Fixtures	25
Utility Luminaire Retrofits	26
LED Light Engines	27
Junction Boxes	28
Optional Accessories	29
Lamp Holders	29

LINEAR VAPOR TIGHTS

Linear Vapor Tight Luminaire	30
General Purpose LED Linear Vapor Tight	31
LED Linear Vapor Tight Luminaire	32-33
T5 & T8 LED Vapor Tights	36

LINEAR VAPOR TIGHT ACCESSORIES

Twist Lock Power Cords	34
Fixture Housing Latches	34
Mounting Hardware	34
Acrylic Diffusers	34
Surface Mount Brackets	35
Chain/Hooks/Tie Wire/Hangers	35
Suspension Kit	35

RETROFIT LIGHTING

LED Retrofit Kits	37-38
Diffuser	38
T8 LED RetroFit Kits	39
T8 LED Wiring Harness Kits	40
T8 LED Troffer RetroFit Kits	40
T5 & T8 Fluorescent RetroFit Kits	41

LANDSCAPE LIGHT POSTS

LightPost	42-43
SplicePost	42-43
Receptacle Post	42-43

SPLICE KITS AND HEAT SHRINK TUBING

UF Cable Splice Kit	44
UF Stretcher Kit	44
Dual Rated Butt Splice Kits	45
Heat Shrink Torch	45
Copper Butt Splice Kits	46
Splice Kits AWG Chart	46
Heat Shrink Tubing	47-49

POWER CORDS

Power/Appliance Replacement Cords	50
Twist Lock Power Cords	50
Range and Dryer Cords	51

OTHER PRODUCTS/ACCESSORIES

9-Watt LED Luminaires	52
Small Space LED Luminaires	53
Duct Seal Compound	54
Wall Plate Insulation Gasket	54

QR CODE REFERENCE

.....	55
PART NUMBER INDEX	56-57

WARRANTY

.....	58
LEGEND	59

Ground Bonding

Ground Bonding Pigtails™

Feature a captive GSH (hex head) or GSC (cutting point) green grounding screw on one end, the other end is pre-stripped 5/8" or 1".

Part Number Legend

P/N with 202 Prefix = Bag

P/N with 100 Prefix = Bulk



Part Number 20209



Part Number 20204

Save 36% in Labor Costs

12 AWG					
Item Part #	Description	PigTails/Pkg	Total PigTails/Case	Min Order Qty	Ship Wt./Case (Lbs)
Stranded Wire with No Ground Screw					
20208*	8", One (1) Flanged Spade Terminal, Stripped 5/8"	50/BAG	1000	1 BAG	18
10008	8", One (1) Flanged Spade Terminal, Stripped 5/8" (BULK)	1000/CASE	1000	1 CASE	18
Stranded Wire with GSH Ground Screw					
20204*	8", One (1) Flanged Spade Terminal	50/BAG	1000	1 BAG	25
10004*	8", One (1) Flanged Spade Terminal (BULK)	1000/CASE	1000	1 CASE	25
20219	10", One (1) Flanged Spade Terminal	50/BAG	1000	1 BAG	30
10019	10", One (1) Flanged Spade Terminal (BULK)	1000/CASE	1000	1 CASE	30
20225	12", One (1) Flanged Spade Terminal	50/BAG	1000	1 BAG	34
10025	12", One (1) Flanged Spade Terminal (BULK)	1000/CASE	1000	1 CASE	34
20229*	8", Ring Terminal, Stripped 5/8"	50/BAG	1000	1 BAG	27
10029	8", Ring Terminal, Stripped 5/8" (BULK)	1000/CASE	1000	1 CASE	27
Stranded Wire with GSC Ground Screw					
20220	10", Ring Terminal, One (1) Flanged Spade Terminal	50/BAG	1000	1 BAG	30
10020	10", Ring Terminal, One (1) Flanged Spade Terminal (BULK)	1000/CASE	1000	1 CASE	30
20226	12", Ring Terminal, One (1) Flanged Spade Terminal	50/BAG	1000	1 BAG	34
10026	12", Ring Terminal, One (1) Flanged Spade Terminal (BULK)	1000/CASE	1000	1 CASE	34
20235	10", Ring Terminal, Stripped 5/8"	50/BAG	1000	1 BAG	26
10035	10", Ring Terminal, Stripped 5/8" (BULK)	1000/CASE	1000	1 CASE	26
20236	8", Ring Terminal, Stripped 5/8"	50/BAG	1000	1 BAG	23
10036	8", Ring Terminal, Stripped 5/8" (BULK)	1000/CASE	1000	1 CASE	23
20241	8", Ring Terminal, One (1) Flanged Spade Terminal	50/BAG	1000	1 BAG	26
10041	8", Ring Terminal, One (1) Flanged Spade Terminal (BULK)	1000/CASE	1000	1 CASE	26

* Contractor Preferred

Ground Bonding




12 AWG — continued

Item Part #	Description	PigTails/Pkg	Total PigTails/ Case	Min Order Qty	Ship Wt./ Case (Lbs)
Solid Wire with GSC Ground Screw					
20216	6.5", Captive GSC Ground Screw, Stripped 1"	50/BAG	1000	1 BAG	19
10016	6.5", Captive GSC Ground Screw, Stripped 1" (BULK)	1000/CASE	1000	1 CASE	19
20286	8", Captive GSC Ground Screw, Stripped 1"	50/BAG	1000	1 BAG	22
10086	8", Captive GSC Ground Screw, Stripped 1" (BULK)	1000/CASE	1000	1 CASE	22
20288	10", Captive GSC Ground Screw, Stripped 1"	50/BAG	1000	1 BAG	26
10088	10", Captive GSC Ground Screw, Stripped 1" (BULK)	1000/CASE	1000	1 CASE	26
Solid Wire with GSH Ground Screw					
20209*	6.5", Captive GSH Ground Screw, Stripped 1"	50/BAG	1000	1 BAG	18
10009*	6.5", Captive GSH Ground Screw, Stripped 1" (BULK)	1000/CASE	1000	1 CASE	18
20211*	8", Captive GSH Ground Screw, Stripped 1"	50/BAG	1000	1 BAG	21
10011*	8", Captive GSH Ground Screw, Stripped 1" (BULK)	1000/CASE	1000	1 CASE	21
20287	10", Captive GSH Ground Screw, Stripped 1"	50/BAG	1000	1 BAG	24
10087	10" Captive GSH Ground Screw, Stripped 1" (BULK)	1000/CASE	1000	1 CASE	24
20289	12", Captive GSH Ground Screw, Stripped 1"	50/BAG	1000	1 BAG	26
10089	12", Captive GSH Ground Screw, Stripped 1" (BULK)	1000/CASE	1000	1 CASE	26

14 AWG

Item Part #	Description	PigTails/Pkg	Total PigTails/ Case	Min Order Qty	Ship Wt./ Case (Lbs)
Stranded Wire with GSC Ground Screw					
20203	8", Captive GSC Ground Screw, One (1) Flanged Spade Terminal	50/BAG	1000	1 BAG	26
10003	8", Captive GSC Ground Screw, One (1) Flanged Spade Terminal (BULK)	1000/CASE	1000	1 CASE	26
Solid Wire with GSH Ground Screw					
20210	6.5", Captive GSH Ground Screw, Stripped 1"	50/BAG	1000	1 BAG	19
10010	6.5", Captive GSH Ground Screw, Stripped 1" (BULK)	1000/CASE	1000	1 CASE	19

10 AWG

Item Part #	Description	PigTails/Pkg	Total/Case	Min Order Qty	Ship Wt./ Case (Lbs)
Solid Wire with GSC Ground Screw					
20297	8", Captive GSC Ground Screw, Stripped 1"	50/BAG	1000	1 BAG	24
10097	8", Captive GSC Ground Screw, Stripped 1" (BULK)	1000/CASE	1000	1 CASE	24
* Contractor Preferred				  	

Ground Bonding

Single and Dual-Gang Ground Bonding PigTails™

- Matched flanged spade and ring terminals to ensure a safe, reliable ground connection.
- 12 AWG only.
- * Contractor preferred.

Part Number Legend

P/N with 202 Prefix = Bag

P/N with 100 Prefix = Bulk



8" Solid Wire Single-Gang PigTail
Part Number 20268



8" Solid Wire Dual-Gang PigTail
Part Number 20274


12 AWG

Item Part #	Description	PigTails/ Pkg	Total/ Case	Min Order Qty	Ship Wt./ Case (Lbs)
Single-Gang PigTails with GSH Ground Screw					
20267	One (1) 8" Solid Wire Incoming Lead, Stripped 1" One (1) 8" Stranded Wire Conductor with Flanged Spade Terminal	20/BAG	400	1 BAG	17
10067*	One (1) 8" Solid Wire Incoming Lead, Stripped 1" One (1) 8" Stranded Wire Conductor with Flanged Spade Terminal (BULK)	500/BOX	500	1 BOX	21
20268	One (1) 8" Stranded Wire Incoming Lead, Stripped 5/8" One (1) 8" Stranded Wire Conductor with Flanged Spade Terminal	20/BAG	400	1 BAG	18
10068*	One (1) 8" Stranded Wire Incoming Lead, Stripped 5/8" One (1) 8" Stranded Wire Conductor with Flanged Spade Terminal (BULK)	500/BOX	500	1 BOX	22
Dual-Gang PigTails with GSH Ground Screw					
20270	Two (2) 8" Stranded Wire Conductors, each with Flanged Spade Terminal	20/BAG	400	1 BAG	18
10070	Two (2) 8" Stranded Wire Conductors, ea. w/ Flanged Spade Terminal (BULK)	500/BOX	500	1 BOX	23
20274	One (1) 8" Solid Wire Incoming Lead, Stripped 1"; Two (2) 8" Stranded Wire Conductors, each with Flanged Spade Terminal	20/BAG	400	1 BAG	25
10074	One (1) 8" Solid Wire Incoming Lead, Stripped 1"; Two (2) 8" Stranded Wire Conductors, ea. w/ Flanged Spade Terminal (BULK)	500/BOX	500	1 BOX	31
20275	One (1) 8" Stranded Wire Incoming Lead, Stripped 5/8"; Two (2) 8" Stranded Wire Conductors, each with Flanged Spade Terminal	20/BAG	400	1 BAG	25
10075	One (1) 8" Stranded Wire Incoming Lead, Stripped 5/8"; Two (2) 8" Stranded Wire Conductors, ea. w/ Flanged Spade Terminal (BULK)	500/BOX	500	1 BOX	31


* Contractor Preferred



Ground
Bonding
PigTail™ and
PowerTail®
Application
Examples:



1 Single-Gang Solid Wire P/N 20267 PowerTails P/N 20262 and 20265




2 Single-Gang Stranded Wire P/N 20268, PowerTails P/N 20262 and 20265

Ground Bonding


PowerTails® Device Wiring Conductors

- Fast installation
- Reliable connection
- Perfect for pre-wiring devices in the shop or on-site




White: P/N 12796
Green: P/N 12797
Red: P/N 12798
Black: P/N 12795


12 AWG					
Item Part #	Description	PowerTails/ Pkg	Total/ Case	Min Order Qty	Ship Wt./ Case (Lbs)
Stranded Wire with No Ground Screw					
20261	8", Red, Stripped 5/8", One (1) Flanged Spade Terminal	50/BAG	1000	1 BAG	18
10061	8", Red, Stripped 5/8", One (1) Flanged Spade Terminal (BULK)	1000/CASE	1000	1 CASE	18
20262	8", White, Stripped 5/8", One (1) Flanged Spade Terminal	50/BAG	1000	1 BAG	18
10062	8", White, Stripped 5/8", One (1) Flanged Spade Terminal (BULK)	1000/CASE	1000	1 CASE	18
20265	8", Black, Stripped 5/8", One (1) Flanged Spade Terminal	50/BAG	1000	1 BAG	18
10065	8", Black, Stripped 5/8", One (1) Flanged Spade Terminal (BULK)	1000/CASE	1000	1 CASE	18
20277	8", Blue, Stripped 5/8", One (1) Flanged Spade Terminal	50/BAG	1000	1 BAG	18
10077	8", Blue, Stripped 5/8", One (1) Flanged Spade Terminal (BULK)	1000/CASE	1000	1 CASE	18
Solid Wire with No Ground Screw					
12794	8", Blue, Stripped 1/2", One (1) Looped End (BULK)	1000/CASE	1000	1 CASE	18
12795	8", Black, Stripped 1/2", One (1) Looped End (BULK)	1000/CASE	1000	1 CASE	18
12796	8" White, Stripped 1/2", One (1) Looped End (BULK)	1000/CASE	1000	1 CASE	18
12797	8" Green, Stripped 1/2", One (1) Looped End (BULK)	1000/CASE	1000	1 CASE	18
12798	8" Red, Stripped, 1/2", One (1) Looped End (BULK)	1000/CASE	1000	1 CASE	18



3 Dual-Gang Stranded Wire P/N 20270, PowerTails P/N 20262 and 20265



4 Dual-Gang Stranded Wire P/N 20275, PowerTails P/N 20262 and 20265




5 Dual-Gang Solid Wire P/N 20274, PowerTails P/N 20262 and 20265

Ground Bonding

Ground Screws and Ground Clips

- Hex head screw (GSH P/N 20251): Combination slotted, Phillips and square drive tapered point screw used to simplify wiring installations when pre-tapped holes exist in metal boxes.
- Cutting point screw (GSC P/N 20253): Combination hex head, slotted, Phillips and square drive screw for use in metal boxes when holes have not been pre-tapped.
- All Screws are #10-32 x .375.

Ground Screws						
Item Part #	Description	Unit	Units/Pkg	Total Units/Case	Min Order Qty	Ship Wt./Case (Lbs)
20251	Slotted, #2 Phillips, Hex Head, #2 Robertson with Tapered Die Point	1	100/BAG	2000	1 BAG	10
20251T	Slotted, #2 Phillips, Hex Head, #2 Robertson with Tapered Die Point	1	250/BAG	5000	1 BAG	25
20051	Slotted, #2 Phillips, Hex Head, #2 Robertson with Tapered Die Point (BULK)	1	1000/CASE	1000	1 CASE	5
20253	Slotted, #2 Phillips, Hex Head, #2 Robertson with Cutting Point	1	100/BAG	2000	1 BAG	10
20253T	Slotted, #2 Phillips, Hex Head, #2 Robertson with Cutting Point	1	250/BAG	5000	1 BAG	25
20053	Slotted, #2 Phillips, Hex Head, #2 Robertson with Cutting Point (BULK)	1	1000/CASE	1000	1 CASE	5
Ground Clips						
20252	Ground clip: For 14-12 AWG Solid wire	1	100/BAG	2000	1 BAG	13
20052	Ground clip: For 14-12 AWG Solid wire	1	1000/CASE	1000	1 CASE	7
						



Cutting Point Screw: Part Number 20253



Hex head Screw: Part Number 20251



Ground Clip: Part Number 20252

Ground Bonding Jumper Kits

EPCO Pre-Fabricated Ground Bonding Jumper Kits are one of the most critical elements in a safely grounded system to provide a positive and effective connection to ensure a low-impedance ground-fault current path to safeguard personnel and property from electrical shock hazards. EPCO Ground Bonding Jumpers ensure the equipment ground is at the same potential as the earth.

FEATURES:

- The critical link between the grounded service conductor and the equipment ground conductor.
- Pre-crimped and ready to use right out of the box.
- Manufactured with corrosion-resistant, 6 AWG stranded copper wire.
- Ground Screws included in individually labeled poly bags.
- Includes one (1) 5cc tube of oxide inhibiting compound grease.
- Ground lugs standard with two (2) .25" holes and .625" hole spacing.
- Custom configurations available.



120" Jumper Kit Part Number:
EGBP-06-120-00-S



12" Jumper Kit Part Number:
EGBP-06-12-00-00



36" Jumper Kit Part Number:
EGBP-06-36-00-00

Ground Jumper Kits

Item Part #	Description	Unit	Pkg	Units/Case	Case Qty	Min Order Qty	Ship Wt. (Lbs)
EGBP-06-12-00-00	12" Jumper Kit, Two (2) Straight Lugs	1	BAG	5	5	1	5
EGBP-06-24-00-00	24" Jumper Kit, Two (2) Straight Lugs	1	BAG	5	5	1	5
EGBP-06-36-00-00	36" Jumper Kit, Two (2) Straight Lugs	1	BAG	5	5	1	5
EGBP-06-72-00-S	72" Jumper Kit, One (1) Straight Lug, 1" Captive Strip on Opposite End	1	BAG	5	5	1	6
EGBP-06-120-00-S	120" Jumper Kit, One (1) Straight Lug, 1" Captive Strip on Opposite End	1	BAG	5	5	1	7



Prefabricated Whips

Our fixture whips are a cost-effective way to increase the electrical contractor's productivity, expedite installation time, and meet the electrical contractor's budget and application needs. EPCO's prefabricated whips are factory prepared wiring assemblies used for lighting and power distribution in commercial buildings. In addition, we custom build whips for the following applications:

- Illumination Control/Dimming Whips
- Standard Fixture Whips
- Air Conditioner Whips
- Custom Whips - We can cost effectively customize and produce any fixture whip configuration in any length, wire gauge size, and your choice of steel or liquid tight conduit.
- Healthcare-Grade Whips
- Metal Clad (MC) Whips
- QuickWhips™



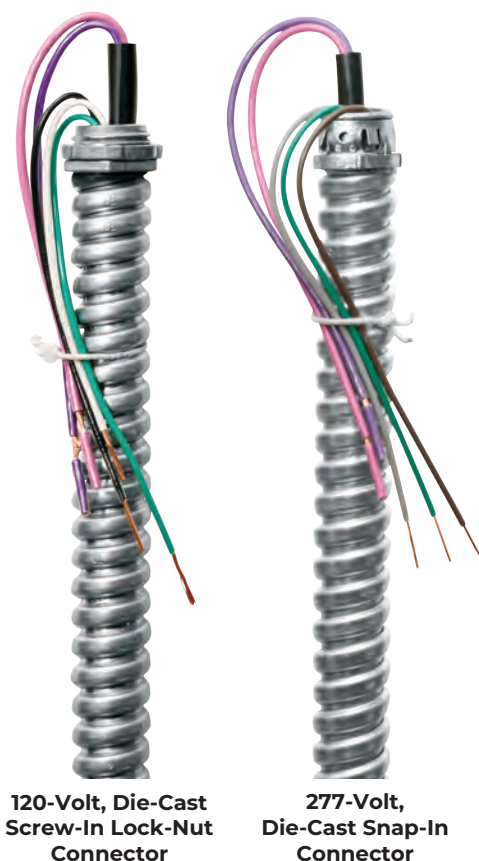
Please scan the QR code to access our Custom Fixture Whip Order Form. Questions? Email inside sales at sales@engproducts.com.

Illumination Control/Dimming Whips

- Combines power and lighting control with Class 2 or Class 3 control circuits.
- Can be used with LED drivers, power and lighting digital controls to optimize lighting for daylight harvesting, occupancy sensors, or timing controls.
- Includes two (2) 16 AWG purple and pink jacketed illumination control/dimming wires.
- Available in stranded or solid wire, and with die cast screw-in lock-nut, or die-cast snap-in connectors.

When is it necessary to use Illumination Control/Dimming Whips?

- The connection(s) of the low voltage conductors from the LED driver is intended to go through the junction box, through the conduit nipple into the lighting control module for a networked lighting management system.
- When the electrical contractor wants to use a single, prefabricated fixture whip to power and include lighting controls.



Prefabricated Whips

Illumination Control/Dimming Whips In 3/8" Flexible Metal Conduit


- Manufactured using 3/8-inch flexible metal conduit (FMC) for 120 or 277-volt lighting systems. Includes the purple and pink jacketed control conductors.
- Includes two (2) 18 AWG purple and pink jacketed illumination control/dimming wires.
- An integral power and lighting control component for new or retrofit LED-based lighting systems.

FEATURES

- Available in stranded or solid wire, and with die cast screw-in lock-nut, or die-cast snap-in connectors. LED luminaires draw lower operating amperage and voltage to energize LED luminaires.
- Our 3/8" Illumination Control Fixture Whip use 18 AWG, 300-volt rated conductors designed to energize and provide illumination control of LED luminaires.
- Use to control the lumen output of the luminaire controls for daylight harvesting, occupancy sensors, or light timing controls.
- Select from the following "external" connectors:
 - Die-Cast Squeeze Type Connector w/Set Screw and Lock Nut
 - Die-Cast Snap-in Connector w/Set Screw
 - Phenolic (Plastic and Steel) Snap-in Connector
- Custom color configurations available

SPECIFICATIONS

- Meets the requirements of the 2026 National Electrical Code: Articles 300.3(B) (2), (C)(1), Section 725.136(I)(1), and 725.139(A) through (D)(1) and California Title 24 Lighting Controls, Articles 130.1(A)(B)(C)(D)(E).



Die-Cast Squeeze-Type Connector with Set Screw and Lock Nut

Die-Cast Snap-In Connector with Set Screw

Plastic/Steel Snap-In Connector



Please scan the QR code to access our Fixture Whip Part Number Generator. Questions? Email inside sales at sales@engproducts.com.

Prefabricated Whips

Standard Fixture Whips

- Factory prefabricated wiring assemblies typically used for lighting and power distribution in commercial buildings.
- Ready to use right out of the box.
- Available in 3/8" and 1/2" trade sizes with conductors stripped 5/8".
- Available in stranded or solid wire, and with die-cast screw-in lock-nut, die-cast snap-in, or polycarbonate snap-in connectors.



Die-Cast
Screw-In
Lock-Nut
Connector



Die-Cast
Snap-In
Connector



Polycarbonate
Snap-In
Connector

**Need a specific configuration?
We easily engineer fixture whips
for any device or system.**

QuickWhip™ Fixture Whips

- Pre-attached WAGO® connectors add speed and dependability.
- No tools required! A cost effective solution that eliminates lock nuts and wire nuts.
- Available in stranded or solid wire, with die-cast snap-in connectors.



QuickWhip with Die-Cast
Snap-In Connector


**Average Time Savings:
45% or up to three (3) minutes
per luminaire installation.**



Prefabricated Whips

Fixture Whip Ordering Guide

Order Form

Quantity of Whips Needed?							
Wire Conductor Type (select one):					Solid	Stranded	
Wire Conductor Gauge Size: (select one):			12 AWG	14 AWG	16 AWG	18 AWG	
Wire Conductor Colors (select):	Black	White	Red	Green	Blue	Gray	
	Brown	Purple	Pink	Orange	Yellow	Other:	
Wire Conductor Lead Length (select one):				6 in	12 in	Other:	
Conduit Size (select one):				3/8 Inch	1/2 inch	3/4 inch	
Conduit Length (select one):		6-ft.	8-ft.	10-ft.	12-ft.	Other:	
Illumination Control/Dimming - 1/2 inch available only (select one):					Yes	No	
Insulated Throat (select one):					Yes	No	
Connector Type (See reference guide below)							
WAGO® Connectors (Select wire color and which end requires the WAGO Connector):							
	Color:	Left []	Right []	Color:	Left []	Right []	
	Color:	Left []	Right []	Color:	Left []	Right []	
	Color:	Left []	Right []	Color:	Left []	Right []	

WAGO® is a registered Trademark of WAGO Kontakttechnik GmbH & Co. KG - All Rights Reserved.

	1 Standard Screw-In Die-Cast (Internal)			6 Standard Screw-In Steel (External)	
	3/8": P/N E00-001-000	1/2": P/N E00-026-000		3/8": P/N E00-041-002	1/2": P/N E00-042-002
	Type: Screw-in/Lock Nut	Material: Die-Cast		Type: Squeeze/Lock Nut	Material: Steel
	Insulated: Yes or No (circle one)	Standard connector		Insulated: 3/8" - NO 1/2" - YES	QS (inserted at end of P/N)
	2 Standard Snap-In Die-Cast (Internal)			7 Squeeze Type w/ Lock Nut & Set Screw Die-Cast (External)	
	3/8": P/N E00-003-000	1/2": P/N E00-005-000		3/8": P/N TB 3110	1/2": P/N 112-001-007
	Type: Screw-in/Snap-in	Material: Die-Cast		Type: Squeeze/Lock Nut	Material: Steel
		AD - both 3/8" & 1/2" conduit		Insulated: Yes	3110 - 3/8"; 3112 - 1/2"
	3 Standard Snap-In Die-Cast (External)			8 90° Connector with Lock Nut & Set Screw Die-Cast (External) Standard Snap-In Die-Cast (External)	
	3/8": P/N E00-003-001			3/8": P/N E00-007-000	
	Type: Set Screw/Snap-in	Material: Die-Cast		Type: Screw-in/Snap-in	Material: Die-Cast
	Insulated: No	ADEX		Insulated: Yes or No (circle one)	1RA - 3/8" only
	4 Standard Screw-In Die-Cast (External)			9 90° Connector Snap-in with Set Screw Die-Cast (External)	
	3/8": P/N E00-041-000	1/2": P/N E00-042-000		3/8": P/N E00-015-000	1/2": P/N E00-005-001
	Type: Squeeze/Lock Nut	Material: Die-Cast		Type: Set Screw/Snap-in 90°	Material: Die-Cast
	Insulated: No	EX - both 3/8" & 1/2" conduit		Insulated: No	AD-1RA - 3/8"; AD-1/2-1RA - 1/2"
	5 Standard Snap-In Phenolic with Steel (External)			10 Speed Lock with Internal Throat & Set Screw Steel (External)	
	3/8": P/N E00-002-000			3/8": P/N E00-002-002	1/2": P/N E00-005-002
	Type: Exterior/Snap-in	Material: Plastic w/ Steel		Type: Speed Lock Style/Snap-in	Material: Steel
	Insulated: Yes	A - 3/8" conduit		Insulated: Yes	V - for both 3/8" & 1/2" conduit




Prefabricated Whips

Metal Clad (MC) Whips

EPCO's aluminum armor MC whips are pre-assembled for quick and easy installation, saving valuable time on-site. They are ideal for lighting installations, wall whips, longer lighting runs, and extensive power distribution in larger buildings. Metal cladding provides superior protection ideal for rough environments prone to damage.

Contact EPCO directly for custom MC Fixture whip capabilities.



Metal Clad (MC) Fixture Whips					
Item Part #	Description	Unit Qty	Barrel Qty	Min Order Qty	Ship Wt. (Lbs)
MCWA-12/2SOL-8	Aluminum armor MC whip: 8-ft., 12/2 Solid, Black, White, Green, Die-cast Snap-in Connector	1	75	10	91
MCWA-12/2SOL-10	Aluminum armor MC whip: 10-ft., 12/2 Solid, Black, White, Green, Die-cast Snap-in Connector	1	60	10	89
MCWA-12/2SOL-12	Aluminum armor MC whip: 12-ft., 12/2 Solid, Black, White, Green, Die-cast Snap-in Connector	1	50	10	87
MCWA-12/2SOL-15	Aluminum armor MC whip: 15-ft., 12/2 Solid, Black, White, Green, Die-cast Snap-in Connector	1	40	10	85
MCWA-12/2SOL-20	Aluminum armor AC whip: 20-ft., 12/2 Solid, Black, White, Green, Die-cast Snap-in Connector	1	30	10	83
<div></div>					

Prefabricated Whips

Air Conditioner and Power Equipment Whips

EPCO's prefabricated air conditioner whips and power equipment whips are ideal for use with electrical equipment where flexibility and protection from liquids, vapors, or solid materials is required for operations in damp or wet environments.



Air Conditioner Whip with Non-Metallic Connectors



Air Conditioner Whip with Metallic Connectors



Power Equipment Whip

Air Conditioner Whips

Item Part #	Description	Unit Qty	Case Qty	Min Order Qty	Ship Wt. (Lbs)
ACWNM1043-1RA	4-ft., 1/2", 3-10 AWG, Red, Black, Green	1	6	1	9
ACWNM1063-1RA	6-ft., 1/2", 3-10 AWG, Red, Black, Green	1	6	1	12
ACWNM843-1RA	4-ft., 3/4", 2-8 AWG, Red, Black; 1-10 AWG, Green	1	6	1	13
ACWNM863-1RA	6-ft., 3/4", 2-8 AWG, Red, Black; 1-10 AWG, Green	1	6	1	16
ACWNM843-1RA-1/2	4-ft., 1/2", 2-8 AWG, Red, Black; 1-10 AWG, Green	1	6	1	11
ACWNM863-1RA-1/2	6-ft., 1/2", 2-8 AWG, Red, Black; 1-10 AWG, Green	1	6	1	14

Air Conditioner Whips with Metal Connectors

ACWNMD1043-1RA	4-ft., 1/2", 3-10 AWG, Red, Black, Green, Metal connectors	1	6	1	9
ACWNMD1063-1RA	6-ft., 1/2", 3-10 AWG, Red, Black, Green, Metal connectors	1	6	1	12
ACWNMD843-1RA	4-ft., 3/4", 2-8 AWG, Red, Black, 1-10 AWG Green, Metal connectors	1	6	1	13
ACWNMD863-1RA	6-ft., 3/4", 2-8 AWG, Red, Black, 1-10 AWG Green, Metal connectors	1	6	1	16

Power Equipment Whips

PEWNM1263-1RA	6-ft., 1/2", 3-12 AWG, Red, Black, Green	1	20	1	34
PEWNM1243-1RA	4-ft., 1/2", 3-12 AWG, Red, Black, Green	1	20	1	23
PEWNM1264-1RA	6-ft., 1/2", 4-12 AWG, Red, Black, Green, White	1	20	1	36
PEWNM1244-1RA	4-ft., 1/2", 4-12 AWG, Red, Black, Green, White	1	20	1	25



Temporary Power

EPCO Temp Power Block

The EPCO Power Block is here to revolutionize your job site. This robust 50-amp temporary power box delivers dependable power safely and efficiently. Get the ultimate solution for portable power distribution that's built to last.



Temp Power Block
Part Number 10960

FEATURES

- Replaceable components: Breakers & GFCI receptacles.
- Durable and weather resistant NEMA 3R rated construction.
- Multiple mounting options with roll-cage handles.
- Engineered for high-performance temporary power distribution.

SPECIFICATIONS

Electrical

- California Style Twist Lock 125/250VAC, Single-Phase, 60 Hz, 50A Input/50A Output
- USB Type A & C - 2A Power Port
- 50A Inlet - CS6375
- 50A Outlet - CS6369
- 30A Protected Outlet - NEMA L6-30
- 30A 2-Pole Breaker
- (6) 20A Protected GFCI Outlets - NEMA 5-20
- (6) 20A 1-Pole Breakers

Environmental

- -20 to 104F [-20 to 40C]

Safety

- NEMA Type 3R
- cETLus Listed - UL 1640
- Complies with OSHA standards

Mechanical

- 16-gauge steel construction with paint finish
- 26 x 17 x 13in. [64.8 x 43.2 x 33.0cm]
- 42 lb. [19 kg]




California Style Twist Lock
50A Inlet, 125/250V, 50/60Hz
Inlet & Outlet

Temporary Power

Temp Power Block Replaceable Components

Downtime due to a failed power block means lost productivity, but EPCO eliminates the costly waiting game with our field-replaceable Temp Power Block components. These rugged replacement parts allow your certified electrician to quickly service and restore power right on the job site. Keep the current flowing and the job running smoothly by having these vital components on hand.



Replaceable Circuit Breakers

L6-30 Twist Lock Receptacle



20A Duplex NEMA 5-20R GFCI Receptacles and 2A USB Type A & C Power Ports




**Replacement Receptacle
Part Number 10963**



**Replacement Breaker
Part Number 10964**



**Temp Power Lid Replacement
Part Number 10960-LID**

Temp Power Block and Replacement Components						
Item Part #	Description	Unit Qty	Case Qty	Min Order Qty	Ship Wt. (Lbs)	Warranty
10960	Temp Power Block, 50A, 125/250V, (6) 20A Duplex 5-20R	1	1	1	42	1 yr
10960-LID	Lid, Temp Power Replacement Part	1	1	1	7	1 yr
10963	Receptacle, 20A Duplex 5-20R WR Black	1	12	1	4 (case)	1 yr
10964	Breaker, 1P/20A 120/240V 10KAIC Plug-In	1	12	1	5 (case)	1 yr
						

Temporary Power

Temp Power Block Power Cords

50A Cords offered in both 50- and 100-ft. lengths are heavy duty, rugged power cords ready for any job site. Temporary power cords are essential components in any portable power distribution setup. They serve as the lifeline between your power source and the equipment or distribution box, ensuring safe and efficient energy transfer across varying distances and conditions.

AVAILABLE POWER CORDS:

- 50-ft. 50A Cord - Ideal for mid-range connections.
- 100-ft. 50A Cord - Perfect for extended reach without compromising power delivery.
- Both power cords come with California style twist lock with CS6365C plug and CS6364C connector.




Temp Power Cord, 50-ft.
Part Number 10961




SEOW Power Cord
Connectors

Power Cords						
Item Part #	Description	Unit Qty	Case Qty	Min Order Qty	Ship Wt. (Lbs)	Warranty
10961	Temp Power Cord, 50A, 50Ft., SEOW CS	1	1	1	31	1 yr
10962	Temp Power Cord, 50A, 100Ft., SEOW CS	1	1	1	61	1 yr










Temporary Lighting

TIGER™ XL Temporary LED Luminaire

	Item Part #	Cord	Wire AWG	Input Voltage	Watt	Lumen Output	Color Temp	Application	Unit Qty	Case Qty	Min Order Qty	Ship Wt. (Lbs)	Warranty
   	15738	35-ft. SJTW	16/3	Hardwired 120-277V	100W	15,000	5000K	Dry/damp Locations	1	4	4	19	5 yr
	15739	35-ft. SJTW	14/3	Hardwired 120-277V	150W	22,500	5000K	Dry/damp Locations	1	4	4	22	5 yr
	15748	35-ft. SJTW	16/3	Hardwired 120-277V	100W	15,000	5000K	Wet Locations	1	4	4	22	5 yr
<ul style="list-style-type: none"> Primary power: 1-ft., pre-stripped pigtail hard-wired directly into 120-277V circuit. Secondary power: 35-ft. power cord connects up to 3 additional TIGER XL luminaires. Maximum daisy chain is 4 units on 120V or 7 units on 277V for all units. Snap-lock hang hook for easy installation - P/N 15748 Stainless steel carabiner included - P/N 15738, P/N 15739 									    				

TIGERcub™ Temporary LED Luminaire

	Item Part #	Cord	Wire AWG	Input Voltage	Watt	Lumen Output	Color Temp	Application	Unit Qty	Case Qty	Min Order Qty	Ship Wt. (Lbs)	Warranty
 	15722	5-ft. SJTW	18	120V	100W	13,000	5000K	Dry/damp Locations	1	4	4	6	5 yr
	15723	5-ft. SJTW	18	120V	150W	22,500	5000K	Dry/damp Locations	1	4	4	7	5 yr
<ul style="list-style-type: none"> Meets OSHA Compliance Standard 1926.56(a) for temporary lighting: 30-ft. spacing for minimum of 5-ft.-candles. Stainless steel carabiner for easy installation. 									    				

Temporary Lighting

TIGRESS™ Prefab Temporary LED Light Fixture

	Item Part #	Input Voltage	Cord (12 AWG)	Lumen Output	Color Temp	Application	Unit Qty	Case Qty	Min Order Qty	Ship Wt. (Lbs)	Warranty
TIGRESS PREFAB 100W FIXTURES											
	15742	120-277V	NO CORD*	15,000	5000K	Dry/damp Locations	1	4	1	4	5 yr
	15742-12A1-P1R1	120V	1-ft. 5-15P & 1-ft. 5-15R	15,000	5000K	Dry/damp Locations	1	4	1	5	5 yr
	15742-12A1-P6R1	120V	6-ft. 5-15P & 1-ft. 5-15R	15,000	5000K	Dry/damp Locations	1	4	1	6	5 yr
	15742-12A1-P25R1	120V	25-ft. 5-15P & 1-ft. 5-15R	15,000	5000K	Dry/damp Locations	1	4	1	8	5 yr
	15742-12A1-P35R1	120V	35-ft. 5-15P & 1-ft. 5-15R	15,000	5000K	Dry/damp Locations	1	4	1	10	5 yr
TIGRESS PREFAB 150W FIXTURES											
	15743	120-277V	NO CORD*	22,500	5000K	Dry/damp Locations	1	4	1	4	5 yr
	15743-12A1-P1R1	120V	1-ft. 5-15P & 1-ft. 5-15R	22,500	5000K	Dry/damp Locations	1	4	1	6	5 yr
	15743-12A1-P6R1	120V	6-ft. 5-15P & 1ft. 5-15R	22,500	5000K	Dry/damp Locations	1	4	1	7	5 yr
	15743-12A1-P25R1	120V	25-ft. 5-15P & 1-ft. 5-15R	22,500	5000K	Dry/damp Locations	1	4	1	9	5 yr
	15743-12A1-P35R1	120V	35-ft. 5-15P & 1-ft. 5-15R	22,500	5000K	Dry/damp Locations	1	4	1	11	5 yr
<ul style="list-style-type: none"> *Compatible with JS Cord, NM-B cable, MC cable, & FMC whips when used with suitable connector. 3-conductor lever nut connectors. 1/2" Trade size knockouts. Stainless steel carabiner. 											



3-conductor lever nut connectors



Shown with Junior Service Cord




Shown with NM-B cable



Shown with FMC







Temporary Lighting

TIGRESS™ Multi-Lamp Customizable Light Fixture



	Item Part #	Cord Length	Wire Gauge	Wire Type	Input Voltage	Lumen Output	Color Temp	Unit Qty	Case Qty	Min Order Qty	Ship Wt. (Lbs)	Warranty
	15721	-	-	-	120-277V	N/A	5000K	1	1	1	6	1 yr
	15721-10K5	-	-	-	120-277V	10,000 Lumen Output	5000K	1	1	1	6	1 yr
	15721-10K5-PC6	6-ft.	16/3	SJT	120-277V	10,000 Lumen Output	5000K	1	1	1	9	1 yr
<ul style="list-style-type: none"> • Pre-installed snap-lock hang hook. • Available with or without LED corn cob lamp and with or without power cord. • Durable steel housing includes 11-gauge wire safety cage. • Four (4) 1/2" trade size knockouts. • Accommodates any E39 mogul-base self ballasted lamp. 									   			

LED CordLights™ & Magnetic Suspension Hangers

Install Time 7 Minutes!








	Item Part #	Cord	Wire Gauge	Input Voltage	Lumen Output	Color Temp	Application	Unit Qty	Case Qty	Min Order Qty	Ship Wt. (Lbs)	Warranty
	16140	100-ft. SJTW, 1-15 P&R	18/2	120V	16,000 Standard Output	5000K	Damp or wet Locations	1	2	1	9	3 yr
	16143	100-ft. SJTW, 5-15 P&R	18/3	120V	16,000 Standard Output	5000K	Damp or wet Locations	1	2	1	9	3 yr
	16145	50-ft. STJW 1-15 P&R	18/2	120V	8,000 Standard Output	5000K	Damp or wet Locations	1	4	1	5	3 yr
	CORD LIGHT-MH	Magnetic Suspension Hangers, supports 22 lbs. of weight.					Damp or wet Locations	5 per bag		1	≤1	–
	<ul style="list-style-type: none">• 10-ft. spacing between LED Modules, 5 on 50-ft., 10 on 100-ft.• Daisy chain allowance:<ul style="list-style-type: none">• P/N 16140, P/N 16143 - up to 4 units.• P/N 16145 - 8 units.• Stainless steel carabiner.• 120° beam angle.• Replacement fuse - Bussmann Series, product code GMA-8-R.							    				

Temporary Lighting

Economy CordLights™										
	Item Part #	Cord	Wire Gauge	Watt / Lumen Output / Color Temp	Application	Unit Qty	Case Qty	Min Order Qty	Ship Wt. (Lbs)	Warranty
	16400	100-ft. SJTW	14/2	Snap-on plastic cages, Lamps NOT included	Indoor/outdoor use.	1	1	1	12	1 yr
	16410	100-ft. SJTW	14/2	12W / 1,100 / 5000K	Indoor/outdoor use.	1	1	1	13	1 yr
	16453	100-ft. SJTW	12/3	Snap-on plastic cages, Lamps NOT included	Indoor/outdoor use	1	1	1	17	1 yr
	16454	100-ft. SJTW	14/3	Snap-on plastic cages, Lamps NOT included	Indoor/outdoor use	1	1	1	13	1 yr
	16104	Replacement cage			Indoor/outdoor use.	1	10	10	2	N/A
	16420	100-ft. SJTW	12/3	Metal cages, Lamps NOT included	Indoor/outdoor use.	1	1	1	20	1 yr
	16425	50-ft. SJTW	12/3	Metal cages, Lamps NOT included	Indoor/outdoor use.	1	1	1	10	1 yr
<ul style="list-style-type: none"> • P/N 16410 comes with A19 LED bulbs. • P/N 16400, 16453, 16454: Compatible with LED, CFL, and incandescent bulbs, Snap-on plastic cage, 10 sockets and cages, with 10-ft. spacing between cages. • P/N 16420, 16425: Compatible with LED, CFL, and incandescent bulbs, 5 (50-ft.) - 10 (100-ft.) sockets and metal cages with 10-ft. spacing between each cage. 										

Temporary Lighting

CordLight™ Accessories

	Item Part #	Description	Additional Notes	Unit Qty	Case Qty	Min Order Qty	Ship Wt. (Lbs)
	16024	Single Lamp Light Kit: No Lamp	Snap-on cage, pre-cut 7" conductors and pre-attached WAGO® connectors.	1	12	1	5
	16025	Single Lamp Light Kit: Includes LED Lamp	Snap-on cage, 8.5W, 800 Lumens, 2700K, pre-cut 7" conductors and pre-attached WAGO® connectors.	1	12	1	5
	16022	Insulation Piercing Lamp Socket 12 or 14 gauge stranded wire	No cutting, stripping, wire nuts, or soldering required.	5	25	5	1
	16023	PigTail Lamp Socket: 6" leads, pre-stripped 5/8". Snap-off, snap-on lamp socket fitting	Indoor/outdoor use.	5	25	5	1
	16100	Safety cage for Deluxe CordLights (yellow) P/N 16010 and PigTail Lamp Socket P/N 16023	Compatible with Part Numbers 16010 and 16023.	1	10	10	2
	16110	Safety cage for Insulation Piercing Lamp Socket (yellow)	Compatible with Part Number 16022.	1	10	10	2
<ul style="list-style-type: none"> • Suitable for indoor and damp Locations. • P/N 16022 & 16023: Recommended use with A21 LED lamp or A23 incandescent lamp (150W max) • Typical applications: Construction sites, parking lots, walkways. 							

Utility Lighting

EPCO's energy-efficient and cost-effective Utility Luminaires meet the requirements for a variety of lighting applications, approved for use in damp and wet locations.

Complete LED Fixtures:



ProSeries Junior
LED Luminaire
P/N 15982 (Single)
P/N 15982B (Bulk*)



ProSeries LED
Utility Luminaire
P/N 15913 (Single)
P/N 15915 (Bulk*)

Complete Medium Base (E26) Fixtures:



Utility Light Fixture
P/N 15000 (Single)
P/N 15000B (Bulk**)



ProSeries Utility
Light Fixture
P/N 15800 (Single)
P/N 15800B (Bulk*)



ProSeries Utility
Light Fixture
P/N 15801 (Single)
P/N 15801B (Bulk*)

Bulk Quantities:
* = 12/case
** = 24/case

Retrofit with Modular Utility Lighting Components:

Retrofit your Jelly Jar fixture - Add a silicone gasket, junction box adapter, and ProSeries LED Utility Luminaire Retrofit P/N 15973.



Before



After

Modular Utility Lighting

Configuration Options

EPCO's Modular Utility Lighting offers ease and flexibility to mix and match light engines, junction boxes and accessories to create the best solution for your lighting needs.



Match the **yellow** or **green** light engine with the corresponding colored junction box.

1 Choose Light Engine:



ProSeries LED
P/N 15922S (Single)
P/N 15922B (Bulk*)



ProSeries Junior LED Utility Lamp
P/N 15980 (Single)
P/N 15980B (Bulk*)



ProSeries AG LED Utility Luminaire
P/N 15924 (Single)



ProSeries LED Utility Luminaire Upgrade
P/N 15973 (Single)
P/N 15975 (Bulk*)



ProSeries Junior LED Luminaire Upgrade
P/N 15981 (single)
P/N 15981B (Bulk*)

2 Choose Junction Box:



Octi-Junction Box
3/4" Glue-In Hubs
P/N 15258



SpiderBox
1/2" Glue-In Hubs
P/N 15245



SpiderBox
3/4" Glue-In Hubs
P/N 15248



12 Cubic Inch Standard Non-Metallic
1/2" & 3/4" Knock Outs
P/N 15045



SpiderBox
1/2" or 3/4" Knock Outs
P/N 15246 or 15247

3 Optional Accessories:



Octi-Junction Box Cover & Neoprene Gasket Kit
P/N 15906



Polycarbonate Clear Globe
P/N 15020



Standard Glass Globe
P/N 15015



Octi-Junction Box Cover w/ Porcelain Lamp Holder
P/N 15815










Round Junction Box Cover & Neoprene Gasket Kit
P/N 15905








Utility Lighting

Complete LED Fixtures






ProSeries™ LED Utility Luminaire







	Item Part #	Description	Input Voltage	Watt	Lumen Output	Color Temp	Application	Unit Qty	Case Qty	Min Order Qty	Ship Wt. (Lbs)	Warranty
	15913	ProSeries LED utility luminaire	120V	14W	1,500	5000K	Dry/damp/wet Locations.	1	12	1	2	5 yr
	15915 (BULK)	ProSeries LED utility luminaire	120V	14W	1,500	5000K	Dry/damp/wet Locations.	12	12	12	17	5 yr
<ul style="list-style-type: none"> ProSeries LED Utility Luminaires include aluminum heat sink & 18 cubic inch PBT junction box. Will not rust or corrode. Dimmable. 							     					

ProSeries™ Junior LED Utility Luminaire

	Item Part #	Description	Input Voltage	Watt	Lumen Output	Color Temp	Application	Unit Qty	Case Qty	Min Order Qty	Ship Wt. (Lbs)	Warranty
	15982	ProSeries junior LED utility luminaire	120-277V	14W	1,440	5000K	Dry/damp/wet Locations.	1	12	1	2	5 yr
	15982B (BULK)	ProSeries junior LED utility luminaire (BULK)	120-277V	14W	1,440	5000K	Dry/damp/wet Locations.	12	12	12	15	5 yr
ProSeries Junior LED Utility Luminaires: <ul style="list-style-type: none"> A direct replacement for the jelly jar fixture. Includes E26 socket connector for fast and easy installation. 							     					

Complete Medium Base (E26) Fixtures








Utility Light Medium Base (E26) Light Fixture										
	Item Part #	Description	Max. Lamp Wattage	Junction Box	Application	Unit Qty	Total Case Qty	Min Order Qty	Ship Wt. (Lbs)	Warranty
	15000	Utility light fixture, standard glass globe, 1/2" and 3/4" knockout combo	150W	12 cubic inch phenolic junction box.	Dry or damp Locations.	1	12	1	24	1 yr
	15000B (BULK)	Utility light fixture, standard glass globe, 1/2 and 3/4" knockout combo (BULK)	150W	12 cubic inch phenolic junction box.	Dry or damp Locations.	1	24	24	48	1 yr
<ul style="list-style-type: none"> Heavy-duty construction. Will not rust or corrode. 						   				

ProSeries™ Medium Base (E26) Light Fixtures										
	Item Part #	Description	Max. Lamp Wattage	Junction Box	Application	Unit Qty	Case Qty	Min Order Qty	Ship Wt. (Lbs)	Warranty
	15800	ProSeries utility light fixture, standard glass globe	150W	18 cubic inch PBT Octi-Junction Box	Lightweight construction. Will not rust or corrode.	1	12	1	3	1 yr
	15800B (BULK)	ProSeries utility light fixture, standard glass globe (BULK)	150W	18 cubic inch PBT Octi-Junction Box	Lightweight construction. Will not rust or corrode.	1	12	12	38	1 yr
	15801	ProSeries utility light fixture, standard glass globe and safety cage	150W	18 cubic inch PBT Octi-Junction Box	Lightweight construction. Will not rust or corrode. Includes quarter-turn safety cage.	1	12	1	3	1 yr
	15801B (BULK)	ProSeries utility light fixture, standard glass globe and safety cage (BULK)	150W	18 cubic inch PBT Octi-Junction Box	Lightweight construction. Will not rust or corrode. Includes quarter-turn safety cage.	1	12	12	38	1 yr
<ul style="list-style-type: none"> Lightweight construction. Will not rust or corrode. Octi-junction box includes (2) 1/2" and two (2) 3/4" trade size knockouts. 						   				








Utility Lighting

Utility Luminaire Retrofits







ProSeries™ LED Utility Luminaire Retrofit

	Item Part #	Description	Input Voltage	Watt	Lumen Output	Color Temp	Application	Unit Qty	Case Qty	Min Order Qty	Ship Wt. (Lbs)	Warranty
	15973	LED Retrofit	120V	14W	1,500	5000K	Dry/damp/wet Locations.	1	12	1	1	5 yr
	15975 (BULK)	LED Retrofit	120V	14W	1,500	5000K	Dry/damp/wet Locations.	12	12	12	14	5 yr
<ul style="list-style-type: none"> Will not rust or corrode. Dimmable. Direct replacement for outdated or damaged fixture bases. 							     					

ProSeries™ Junior LED Utility Luminaire Retrofit








	Item Part #	Description	Input Voltage	Watt	Lumen Output	Color Temp	Application	Unit Qty	Case Qty	Min Order Qty	Ship Wt. (Lbs)	Warranty
	15981	ProSeries junior LED utility luminaire Retrofit	120-277V	14W	1,440	5000K	Dry/damp/wet Locations.	1	1	1	1	5 yr
	15981B (BULK)	ProSeries junior LED utility luminaire Retrofit (BULK)	120-277V	14W	1,440	5000K	Dry/damp/wet Locations.	12	12	13		5 yr
LED Utility Luminaire Retrofit: <ul style="list-style-type: none"> A direct hard-wire replacement for light fixture bases that have been in service longer than 5 yrs. Direct replacement for outdated or damaged fixture bases. 							     					

Medium Base (E26) Utility Light Fixtures




	Item Part #	Description	Junction Box	Application	Unit Qty	Total Case Qty	Min Order Qty	Ship Wt. (Lbs)	Warranty
	15050	Utility light fixture, standard glass globe	No junction box.	Dry/damp Locations.	1	12	1	2	1 yr
	15050B (BULK)	Utility light fixture, standard glass globe (BULK)	No junction box.	Dry/damp Locations.	1	24	24	22	1 yr
	15055	Utility light fixture, polycarbonate clear globe	No junction box.	Dry/damp Locations.	1	12	1	2	1 yr
	15055B (BULK)	Utility light fixture, polycarbonate clear globe (BULK)	No junction box.	Dry/damp Locations.	1	24	24	22	1 yr
<ul style="list-style-type: none"> Heavy-duty construction. Will not rust or corrode. Direct replacement for outdated or damaged fixture bases. 					   				

Utility Luminaire LED Light Engines








ProSeries™ LED

	Item Part #	Description	Input Voltage	Watt	Lumen Output	Color Temp	Application	Unit Qty	Case Qty	Min Order Qty	Ship Wt. (Lbs)	Warranty
	15922S	ProSeries LED Light Engine	120V	14W	1,500	5000K	Dry/damp/wet locations.	1	1	1	2	5 yr
	15922B (BULK)	ProSeries LED Light Engine (Bulk)	120V	14W	1,500	5000K	Dry/damp/wet locations.	12	12	12	25	5 yr
<ul style="list-style-type: none"> Will not rust or corrode. Dimmable. 							     					

ProSeries™ Junior LED

	Item Part #	Description	Input Voltage	Watt	Lumen Output	Color Temp	Application	Unit Qty	Case Qty	Min Order Qty	Ship Wt. (Lbs)	Warranty
	15980	ProSeries Junior LED Light Engine (single)	120-277V	14W	1,440	5000K	Dry/Damp/Wet Locations.	1	1	1	1	5 yr
	15980B	ProSeries Junior LED Light Engine (bulk)	120-277V	14W	1,440	5000K	Dry/Damp/Wet Locations.	1	12	12	13	5 yr
<ul style="list-style-type: none"> Direct replacement for a jelly jar globe and incandescent lamp. Includes E26 socket connector. Includes E26 Socket Connector for fast and easy installation. 											 	




ProSeries™ AG LED

	Item Part #	Description	Input Voltage	Watt	Lumen Output	Color Temp	Application	Unit Qty	Case Qty	Min Order Qty	Ship Wt. (Lbs)	Warranty
	15924	ProSeries AG LED Light Engine	120V	10.5W	1,100	5000K	Dry/damp/wet Locations.	1	12	1	2	5 yr
<ul style="list-style-type: none"> Mounts to any EPCO 4" junction box with captive screws. Suitable for use with all non-metallic wiring systems. UL listed to UL Standard 1598. Surface or ceiling mount. Non-dimmable. No rust or corroding. 							     					



Utility Lighting

Junction Boxes






Standard Non-Metallic Junction Boxes

	Item Part #	Description	Unit Qty	Case Qty	Min Order Qty	Ship Wt. (Lbs)	Warranty
	15045	12 cubic inch, 1/2" and 3/4" knockout combo	1	12	12	7	1 yr
	15046	12 cubic inch, 1/2" knockouts	1	12	12	7	1 yr
	15047	12 cubic inch, 3/4" knockouts	1	12	12	7	1 yr
					  		





SPIDERBOX Non-Metallic Junction Boxes

	Item Part #	Description	Unit Qty	Case Qty	Min Order Qty	Ship Wt. (Lbs)	Warranty
	15246	12 cubic inch, 1/2" knockouts	1	12	12	8	1 yr
	15247	12 cubic inch, 3/4" knockouts	1	12	12	8	1 yr


SPIDERBOX Non-Metallic with Glue-in Hubs

	Item Part #	Description	Unit Qty	Case Qty	Min Order Qty	Ship Wt. (Lbs)	Warranty
	15245	12 cubic inch, four (4) 1/2" glue-in hubs - two (2) open and two (2) closed	1	24	24	11	1 yr
	15248	12 cubic inch, four (4) 3/4" glue-in hubs - two (2) open and two (2) closed	1	24	24	11	1 yr
					  		





Octi-Junction Box with Glue-In Hubs

	Item Part #	Description	Unit Qty	Case Qty	Min Order Qty	Ship Wt. (Lbs)	Warranty
	15258	16 cubic inch, four (4) 3/4" glue-in hubs - two (2) open and two (2) closed	1	24	24	13	1 yr
					  		

Optional Accessories

Utility Lighting Optional Accessories							
	Item Part #	Description	Application	Unit Qty	Case Qty	Min Order Qty	Ship Wt. (Lbs)
	15015	Standard Glass Globe	For use with A19 100-Watt Incandescent Lamp or A19 LED Lamp	1	32	24	34
	15020	Polycarbonate Clear Globe	For use with A19 60-Watt Incandescent Lamps	1	12	12	5
	15090	Medium Base, no globe	For use with EPCO non-metallic 12 cubic inch junction boxes	1	12	1	1
	15815	Octi-Junction Box Cover with Porcelain Lamp Holder	For use with EPCO Octi-Box junction boxes	1	12	1	1
	15905	Round Junction Box Cover and Neoprene Gasket Kit	For use with EPCO non-metallic 12 cubic inch junction boxes	1	12	12	2
	15906	Octi-Box Cover, with Porcelain Lamp Holder	For use with EPCO Octi-Box junction boxes	1	12	12	3

Lamp Holders

	Item Part #	Description	Unit Qty	Case Qty	Min Order Qty	Ship Wt (Lbs)	Warranty
Porcelain Lamp Holders							
	16500	Porcelain, Keyless, 4-Terminal	1	48	48	33	1 yr
	16502	Porcelain, Pull Chain	1	48	48	35	1 yr
	16514	Porcelain, Pull Chain, 15 AMP Receptacle	1	48	48	40	1 yr
	16520	Porcelain, Keyless, 4-Terminal, 7" Black and White Conductors	1	48	48	33	1 yr
Plastic Lamp Holders							
	16510	Plastic, Keyless, 4-Terminal	1	48	48	11	1 yr
	16512	Plastic, Pull Chain	1	48	48	13	1 yr
	16524	Plastic, Keyless, 4-Terminal, 7" Black and White Conductors	1	48	48	11	1 yr
	16526	Plastic, Pull Chain, 7" Black and White Conductors	1	48	48	13	1 yr
Accessories							
	16100	Safety Cage, Yellow	1	10	10	1	1 yr
	16501	Safety Cage, Metal	1	12	12	6	1 yr
<ul style="list-style-type: none"> Nickel-plated E26 brass screw shell will not corrode. Includes corrosion resistant mounting screws. All lamp holders are UL Listed (except P/N 16514). 			<ul style="list-style-type: none"> Fits 3.25" or 4.0" junction box. UV Resistant - will not fade or discolor 				

Linear Vapor Tights

Linear Vapor Tight Luminaire

When your project demands more than just a light fixture, it's time to choose EPCO Linear Luminaires. More than simply illuminating a space, these luminaires deliver a powerful, reliable lighting solution built for the toughest environments. From expansive industrial warehouses to high-traffic commercial settings, EPCO's fixtures provide the consistent, high-output light you need to get the job done right. Don't settle for standard—invest in the performance and durability that only EPCO can deliver.

Location Ratings and Electrical Safety:

A critical aspect of linear luminaires, like all electrical fixtures, is their suitability for the intended installation environment. This is determined by their location rating, which specifies whether they can be safely used in dry, damp, or wet Locations. These ratings are defined by organizations like Underwriters Laboratories (UL) and outlined in the National Electrical Code (NEC).

Dry Locations: These are locations that are not normally subject to dampness or wetness. A dry location luminaire is the most common type and is suitable for most indoor areas like offices.

Damp Locations: These are areas that are protected from direct weather but are subject to moderate moisture. Examples include covered porches, canopies, and some basements. Luminaires installed in these areas must be marked as "suitable for damp locations" or "suitable for wet locations" to prevent moisture from damaging electrical components.

Wet Locations: These are exterior or interior locations where fixtures are exposed to direct saturation with water, such as rain, splashing, or flowing liquids. Examples include uncovered outdoor areas, vehicle washing bays, and locations subject to periodic condensation. Luminaires for these locations must be constructed to prevent water from entering wiring compartments or other electrical parts and must be marked "suitable for wet locations."

Example Part Number
G4LED-FX-S4I34-CLM



Please refer to EPCO's website for
Linear Vapor Tight Fixture Part Number
Generator: www.engproducts.com

Linear Vapor Tights

General Purpose LED Linear Vapor Tight

With color & wattage-select technology

EPCO's general purpose LED linear vapor tight features color-select and wattage-select technology, allowing users to easily adjust the white light color to suit the specific needs of the installation space. This color-select functionality provides facility directors and building managers with the flexibility of multiple lighting options in a single fixture, unlike traditional single-color temperature LED fixtures.

FEATURES

- Suspend from the ceiling or surface mount to a vertical surface.
- Includes premium LEDs and a superior quality LED driver.
- Energy savings.
- Durable, weatherproof polycarbonate housing and frosted diffuser.
- Cord grip; ready for immediate wiring.
- Stainless steel latches, mounting brackets, and installation hardware. *Note: For vertical mounting, select hardware appropriate for the surface.*
- 0-10V dimmable.





Part Number:
MA-HVP481ECS-30/40/50W

SPECIFICATIONS

- Operating voltage: 120-277V @ 60 Hz
- Power consumption: 4-ft.: 30, 40, 50W | 8-ft.: 60, 80, 100W
- Correlated color temps: 3000K, 4000K, 5000K
- Applications: indoor, outdoor, wet and cold
- Operating Temp: -4°F to 104°F (-20°C to 40°C)
- Warranty: five (5) years
- Dimensions: MA-HVP481ECS-30/40/50W: 47.2"L, 3.8"H, 4.3"W,
MA-HVP881ECS-60/80/100W: 94.0"L, 3.8"H, 4.3"W



General Purpose LED Linear Vapor Tight

Item Part #	Description	Watt	Color Temp	Unit Qty	Case Qty	Min Order Qty	Ship Wt. (Lbs)	Warranty
MA-HVP481ECS-30/40/50W	General Purpose LED Linear Vapor Tight, 4-ft., Lumen Output 6,500	30/40/50W	3000K, 4000K, 5000K	1	6	6	13	5 yr
MA-HVP881ECS-60/80/100W	General Purpose LED Luminaire, 8-ft., Lumen Output 13,000	60/80/100W	3000K, 4000K, 5000K	1	4	4	13	5 yr
							 	

Linear Vapor Tights

LED Linear Luminaire

Available in 30 configurations, our standard and hi-bay LED vapor tight luminaires provide unparalleled performance, improved efficacy, more lumens per watt, and are the reliable, sustainable solid-state illumination system solution.

FEATURES

- 100% factory tested, ready for installation, no contractor callbacks!
- Two (2) 1/2" trade size knockouts accommodate standard conduit fittings.
- Available mounting hardware allows pre-installation of brackets to the mounting surface without drilling into the luminaire housing.
- Reinforced 5VA-F1 fiberglass housing provides rigidity and prevents deflection.
- Choose captive Acetal (plastic) or stainless steel latches best suited for your application. **Note: Hi-Bay Linear Luminaire only available with stainless steel latches.**
- Available in 2-, 4-, or 8-ft. lengths. **Note: Hi-Bay Linear Luminaire not available in 2-ft. length.**

SPECIFICATIONS

- Applications: Dry, Damp, or Wet Locations
- Operating Voltage: 120-277 VAC @ 60/50 Hz
- Operating temperature:
 - Standard Output and High Output: -40°F to 131°F (-40°C to 55°C)
 - Very High Output: -40°F to 122°F (-40°C to 50°C)
 - Hi-Bay Output: -40°F to 104°F (-40°C to 40°C)
- Power factor: .9 or higher
- Color Temperature: 4000K or 5000K. Other color configurations available on request.
- Diffuser: frosted smooth acrylic impact-resistant.
- Industry certifications: UL Listed, ETL Listed (Per UL 1598/8750), RoHS Compliant, NSF Certified.
- Ingress protection rating: NEMA 4X, IP65, IP66, IP67.
- Ship weight (Approximate): 2-ft.: 8 lbs | 4-ft.: 14 lbs | 8-ft.: 22 lbs.
- Warranty: five (5) years/50,000 hours at L₇₀

EPCO LED Linear Vapor Tight Luminaires are Made in the USA.
Complies with the American Recovery and Reinvestment Act – Buy American Provision.

Note: Does not apply to hi-bay linear luminaires.



Part Number:
G4LED-FX-S3034











LED Linear Luminaire
(Standard, High, and
Very High Output)



Hi-Bay Linear Luminaire
(Hi-bay Output)

Linear Vapor Tights

LED Strip Linear Luminaires

Fluorescent Lamp Equivalent	Item Part #	Correlated Color Temp (CCT)	Total Wattage	Lumen Output	Efficacy	Operating Temperature
2 -ft. LED Linear Luminaires						
(3) F17T8	G2LED-FX-S4128	4000K	28W	3095	118	Green: High Output: -40° to 131°F (-40° to 55°C)
(3) F17T8	G2LED-FX-S5028	5000K	28W	3128	119	
4 -ft. LED Linear Luminaires						
(2) F32T8	G4LED-FX-S4134	4000K	34W	4446	145	White: Standard Output: -40° to 131°F (-40° to 55°C)
(2) F32T8	G4LED-FX-S5034	5000K	34W	4475	146	
(3) F32T8	G4LED-FX-S4151	4000K	51W	6363	129	Green: High Output: -40° to 131°F (-40° to 55°C)
(3) F32T8	G4LED-FX-S5051	5000K	51W	6392	130	
(2) F54T5HO	G4LED-FX-S4159	4000K	59W	7888	142	Yellow: Very High Output: -40° to 122°F (-40° to 50°C)
(2) F54T5HO	G4LED-FX-S5059	5000K	59W	8031	143	
(3) F54T45HO	G4LED-FX-S5090	5000K	90W	11,610	133	Gray: Hi-Bay Output: -40°F to 104°F (-40°C to 40°C)
8 -ft. LED Linear Luminaires						
(4) F32T8	G8LED-FX-S4168	4000K	68W	8892	145	White: Standard Output: -40° to 131°F (-40° to 55°C)
(4) F32T8	G8LED-FX-S5068	5000K	68W	8950	146	
(6) F32T8	G8LED-FX-S41102	4000K	102W	12726	129	Green: High Output: -40° to 131°F (-40° to 55°C)
(6) F32T8	G8LED-FX-S50102	5000K	102W	12784	130	
(4) F54T5HO	G8LED-FX-S41118	4000K	118W	15776	142	Yellow: Very High Output: -40° to 122°F (-40° to 50°C)
(4) F54T5HO	G8LED-FX-S50118	5000K	118W	16062	143	
(6) F54T5HO	G8LED-FX-S50180	5000K	180W	23,220	133	Gray: Hi-Bay Output: -40°F to 104°F (-40°C to 40°C)
All Luminaires: 80 min. Color Rendering Index (CRI)						
<div><div></div><div></div><div></div><div></div><div></div><div></div><div></div><div></div></div>						











42% Material and Labor Savings when using the EPCO Surface Mount Bracket vs. Traditional Conduit and Wire Method

Please refer to EPCO's website for Linear Luminaire Part Number Generator:
www.engproducts.com



Linear Vapor Tights

Luminaire Accessory Options

Option	Item Part # (when ordered separately)	Description
A 	PSS6	6-ft. Power cord, 5-15P straight plug, 13 AMP, black.
A1-A2 	TL001- TL002	A1: 8-ft. twist lock power cord, L5-15P, 120V, black. A2: 8-ft. twist lock power cord, L7-15P, 277V, black.
A3-A4 	TL001-WHITE TL002-WHITE	A3: 8-ft. twist lock power cord, L5-15P, 120V, fully molded. A4: 8-ft. twist lock power cord, L7-15P, 277V, fully molded.
C 	GFF-L2C, 2-ft GFF-L4C, 4-ft GFF-L8C, 8-ft	Acetal (Plastic) latches, low bay luminaires, heat resistant, durable, strong when used in a wide range of ambient temperatures, minimal attachment of airborne particles. Not recommended for swimming pools, car washes, food processing (because of the cleaning chemicals), or agriculture (because of the ammonia). Note: Not available for Hi-Bay Output LED luminaires.
S 	GFF-L2SS, 2-ft GFF-L4SS, 4-ft GFF-L8SS, 8-ft	Stainless steel latches, low bay or high bay luminaires, withstands extreme temperatures for refrigerator and freezer applications, as well as the chemicals present in car washes. SSL are also impervious to acidic conditions making them suitable for use in livestock containment buildings. Note: standard on Hi-Bay Output LED luminaires.
D(LED)	DIM TO OFF LIGHTING CONTROL	Dim to off lighting control. Note: Not available for Hi-Bay Output LED luminaires.
D(T5 or T8)	DUAL-END POWERED (T5 OR T8 LED ONLY)	D = Configured for dual-end powered lamps. Blank = Configured for single-end powered lamps)
E	EMERGENCY LED BACKUP DRIVER	Emergency LED backup driver, call EPCO Inside Sales for lead time.
L	LUMINAIRE DISCONNECT	The luminaire disconnect facilitates quick and safe connections.
M 	GFF-MH	Ceiling and wall mount mounting hardware, white powder coated (pair) (not NSF approved for food service applications). Standard mounting hardware: 1 kit which uses two (2) white snap-on mounting brackets that attach to the outside edge of the luminaire housing. Suitable for ceiling or wall mount applications. Can also be used with chain or cable when using S-Hooks.
M1 	GFF-MHS	Ceiling and wall mount mounting hardware (pair), stainless steel (NSF approved). Stainless steel mounting hardware: 1 kit which uses two (2) stainless steel snap-on mounting brackets that attach to the outside edge of the luminaire housing. Suitable for ceiling or wall mount applications. Can also be used with chain or cable when using S-Hooks. National Safety Foundation (NSF) approved.
M2 	GFF-MH45	45-degree angle stainless steel (pair) (NSF approved). 45° angle mounting hardware: 1 kit which uses two (2) stainless steel snap-on mounting brackets that attach to the outside edge of the luminaire housing. National Safety Foundation (NSF) approved.
P 	GFF-DS2 GFF-DS4 GFF-DS8	Frosted smooth diffuser for 2-Ft., 4-Ft., or 8-Ft LED linear luminaire. Standard on all LED vapor tight luminaires, 100% impact resistant, no tools or fasteners required for installation.
P1 	GFF-DF2 GFF-DF4 GFF-DF8	Frosted ribbed diffuser for 2-Ft., 4-Ft., or 8-ft. LED linear luminaires. Standard on all T5 and T8 LED lamp light fixtures. 100% impact resistant, no tools or fasteners required for installation.




Example Part Number

G4LED-FX-S4134-CLM







Please refer to EPCO's website for
Linear Vapor Tight Fixture Part Number
Generator: www.engproducts.com


Luminaire Accessory Options

Option	Item Part # (when ordered separately)	Description
	W-VHOOKS	Used with chain or cable mounting. Two (2) per package.
	SURFACE MOUNT BRACKETS	Y: large bracket (2-ft.). Y1: large and small bracket (4-ft.). Y2: large bracket (4-ft.). Y1: large and small bracket, (8-ft.). Y2: large and small bracket, (8-ft.). Y3: large and two (2) small bracket (8-ft.). Allows installation of a luminaire directly under or over a junction box to surface mount to a ceiling or wall. Provides a water and bug resistant seal protecting the critical area between the junction box's supply conductors and the luminaire. No adhesive sealant or gasket material is required. EPCO will pre-drill a hole in the luminaire housing at designated Locations to facilitate pulling the supply conductors from the junction box and into the luminaire housing.
	BULK PACKAGING	25 or 50 per skid (eliminates individual case packaging on the job site).

Chain, Hooks, Tie Wire, and Fixture Hangers

	Item Part #	Description
	JC10B/100B, JC12B/100, JC12B/100B	Single-loop Jack Chain: 10 AWG bright jack chain, 100 -ft. per case. 12 AWG bright jack chain, 100 -ft. per spool. 12 AWG bright jack chain, 100 -ft. per case. Supports suspended luminaires, required by code in many cities. Available in 10 AWG, 12 AWG, packaged 100-ft boxes.
	SH10 SH12	S-Hooks: 10 AWG plated S-Hooks, 1.25" length. 12 AWG plated S-Hooks, 1.125" length. Used with jack chain to support suspended luminaires. All S-Hooks are plated for lasting durability. Minimum order quantity = 100.
	SMH TMH	Light Fixture Hangers 11 AWG plated light fixture hangers, side mount, used when the mounting holes are located on the side of a troffer type light fixture. 10 AWG plated light fixture hangers, top mount, used when the mounting holes are located on top of a troffer type light fixture. Minimum order quantity = 100.
	TY16 TY16G TY18G TY18G-50B	Tie Wire 16 AWG, black, 350 -ft. roll. 16 AWG, galvanized, 350 -ft. roll. 18 AWG, galvanized, 30" pre-cut lengths 18 AWG, galvanized, 30" pre-cut lengths, 50 per bundle. Used for bundling, supporting, and hanging cable conduit and suspended luminaires. Available in 16 AWG black annealed or galvanized rolls, and 18 AWG galvanized 30" pre-cut lengths.

Suspension Kit

	Item Part #	Description
	GFF-FSSK	Light fixture and LED luminaire suspension kit, 100" with two (2) 20" Y-cables and two (2) swaged spring-loaded steel hooks with bright nickel plating on Y-cable ends with fuse cut cable to prevent fraying. Safe working load of 90 lbs./45 kg. Safety Factor: 5:1. Provides tool-less height adjustment when installing our light fixtures and linear luminaires. Maintenance-free and requires no ongoing adjustments.

Linear Vapor Tights

T5 LED and T8 LED Vapor Tight Fixtures

EPCO's domestically manufactured vapor tight fixtures offer long life, excellent energy efficiency, and uniform light distribution. When paired with T5 or T8 LED lamps, they deliver improved efficacy and higher usable lumens per watt, easily configured using our custom part number configurator.

FEATURES

- 100% factory tested, ready for installation, no contractor callbacks!
- Two 1/2" trade size knockouts accommodate standard conduit fittings.
- Available mounting hardware allows pre-installation of brackets to the mounting surface without drilling into the luminaire housing.
- Available in 4 and 8-ft. lengths.
- Impact-resistant acrylic diffuser.
- Reinforced 5VA-F1 fiberglass housing provides rigidity and prevents deflection.
- Choose captive Acetal (plastic) or stainless steel latches.
- Lamps: accommodates T5 or T8 LED lamps
- Approximate ship weight: 4-ft. (13 lbs.), 8-ft. (21 lbs.)

SPECIFICATIONS

- Operating voltage: 120 - 277 Volts @ 60 Hz
- Diffuser: Frosted ribbed diffuser
- ETL Listed
- IP65, IP66, IP67, NEMA 4X Rated
- Warranty: five (5) years



**T8 LED Linear Light Fixture
(Lamps Not Included)**



Example Part Number

G4L2-T8LED-DLMS



Please refer to EPCO's website for T5 and T8 LED Vapor Tight Fixture Part Number Generator: www.engproducts.com

LED RetroFit Kits for Vapor Tight Light Fixtures

Replace aging vapor tight luminaires (fluorescent lamps) with our LED RetroFit Kits. This retrofit kit eliminates pending ballast failures, lamp flickering, and dimness. The entire gear tray is replaced and you immediately save 10% or more on the light fixture's energy consumption.

FEATURES

- Cost savings using retrofit compared to replacing the entire light fixture (40% reduction on energy consumption).
- LED RetroFit Kit includes smooth acrylic replacement lens.
- Easily installed in the field by a qualified electrician.
- Average Service Life: 50,000-hour+ (compared to fluorescent lamps).
- Modular wiring simplifies and expedites supply line connections to the existing lighting system.
- The long-life LED circuit board is mounted directly to the gear tray for improved thermal dissipation.
- High efficacy, long-life standard or high lumen output (HO) applications.
- LED driver includes:
 - Auto-compensate feature to ensure fail safe operation.
 - Pink and purple conductors for dimmable lighting controls.
- Lengths: Accommodates 4 or 8-ft. fixture housings.

LED RetroFit Kit Gear Tray



**Note: This LED RetroFit Kit Gear Tray
Will not fit ALP Fixture Housings**

SPECIFICATIONS

- Power Factor: .9 or Higher
- Operating Voltage:
120 - 277 Volts @ 60 Hz Standard Output and High Output
- Operating Temperature:
 - Standard Output and High Output: -40°F to 131°F (-40°C to 55°C)
 - Very High Output: -40°F to 122°F (-40°C to 50°C)
- Industry Certifications: ETL Listed (Per UL 1598/8750), RoHS Compliant
- Warranty: Five (5) years

NUMBER OF LATCHES:



**8 Latches (4 -ft.) or 14 Latches (8 -ft.):
Will fit EPCO's LED RetroFit Kit**



**6 Latches (4 -ft.) or 12 Latches (8 -ft.):
Will not fit EPCO's LED RetroFit Kit**



Retrofit Lighting

Standard, High Output & Very High Output RetroFit LED Luminaire Kits

Retrofit Part #	Correlated Color Temperature (CCT)**	Total Wattage	Lumen Output	Luminous Efficacy	
For 4-ft. Linear Luminaire Housings					
G4LED-RF-S4134	4000K	34W	4446	145	White: Standard Output. Operating Temperature: -40° to 131°F (-40° to 55°C)
G4LED-RF-S5034	5000K	34W	4475	146	
G4LED-RF-S4151	4000K	51W	6363	129	Green: High Output. Operating Temperature: -40° to 131°F (-40° to 55°C)
G4LED-RF-S5051	5000K	51W	6392	130	
G4LED-RF-S4159	4000K	59W	7888	142	Yellow: Very High Output. Operating Temperature: -40° to 122°F (-40° to 50°C)
G4LED-RF-S5059	5000K	59W	8031	143	
For 8-ft. Linear Luminaire Housings					
G8LED-RF-S4168	4000K	68W	8892	145	White: Standard Output. Operating Temperature: -40° to 131°F (-40° to 55°C)
G8LED-RF-S5068	5000K	68W	8950	146	
G8LED-RF-S41102	4000K	102W	12726	129	Green: High Output. Operating Temperature: -40° to 131°F (-40° to 55°C)
G8LED-RF-S50102	5000K	102W	12784	130	
G8LED-RF-S41118	4000K	118W	15776	142	Yellow: Very High Output. Operating Temperature: -40° to 122°F (-40° to 50°C)
G8LED-RF-S50118	5000K	118W	16062	143	

Vapor Tight Housing Frosted Smooth Diffuser

The vapor tight housing frosted smooth diffuser is an optional accessory and is available in 4-ft. and 8-ft. lengths. **Note:** These diffusers will NOT fit ALP fixture housings.



Part Number:
GFF-DS4


Item Part #	UPC Number	Description	Unit Qty	Case Qty	Min Order Qty	Ship Wt. (Lbs)
Accessories						
GFF-DS4	14582	Vapor Tight Housing - Frosted Smooth Diffuser, 4-ft.	1	5	5	10
GFF-DS8	14583	Vapor Tight Housing - Frosted Smooth Diffuser, 8-ft.	1	5	5	21

Retrofit Lighting

T8 LED Fixture Bracket RetroFit Kits

Install Time 10-12 Minutes!*

- Convert fluorescent strip-type light fixtures using magnetic ballast and upgrade strip-type fixtures to use T8 LED lamps (not included).
- Available pre-wired with supply line and luminaire disconnect.
- For single-end powered or dual-end powered bi-pin T8 LED lamps.
- Reuses original fixture housing; requires minimal rewiring.
- Wiring compartment cover attaches to the fixture bracket kit using 1/4 turn retainer clips. Available for 4.25" or 5" wide Fixture housings.





**Pre-Wired, 8-ft., 4-Lamp
Fixture Bracket Kit**

Part Number: 18073

Note: Does not include LED driver.

** Installation time for 4 -ft. LED RetroFit Kit by a Qualified Electrician*

Item Part #	Description	Unit Qty	Case Qty	Min Order Qty	Ship Wt (Lbs)	Warranty
Fixture Bracket Kits for Single-End Powered T8 LED Lamps						
14070	8-ft., uses four (4) T8 LED Lamps	1	10	1	14	1 yr
14070B	8-ft., uses four (4) T8 LED Lamps (BULK)	1	20	20	28	1 yr
14071	8-ft., uses two (2) T8 LED Lamps	1	10	1	14	1 yr
14073	Pre-Wired, 8-ft., uses four (4) T8 LED Lamps	1	10	1	15	1 yr
14073B	Pre-Wired, 8-ft., uses four (4) T8 LED Lamps (BULK)	1	20	20	30	1 yr
14074	Pre-Wired, 4-ft., uses two (2) T8 LED Lamps	1	10	1	8	1 yr
14074B	Pre-Wired, 4-ft., uses two (2) T8 LED Lamps (BULK)	1	20	20	16	1 yr
Fixture Bracket Kits for Dual-End Powered T8 LED Lamps						
18070	8-ft., uses four (4) T8 LED Lamps	1	10	1	14	1 yr
18070B	8-ft. uses four (4) T8 LED Lamps (BULK)	1	20	20	28	1 yr
18073	Pre-Wired, 8-ft., uses four (4) T8 LED Lamps	1	10	1	15	1 yr
18073B	Pre-Wired, 8-ft., uses four (4) T8 LED Lamps (BULK)	1	20	20	30	1 yr
18074	Pre-Wired, 4-ft., uses two (2) T8 LED Lamps	1	10	1	8	1 yr
18076	4-ft., uses two (2) T8 LED Lamps	1	10	1	8	1 yr
18077	8-ft., uses two (2) T8 LED Lamps	1	10	1	14	1 yr
18078	Pre-Wired, 8-ft., uses two (2) T8 LED Lamps	1	10	1	15	1 yr
Bundled Fixture Bracket Kits						
Includes Fixture Bracket, 4.25" Wiring Compartment Cover and 1/4 Turn Retainer Clips						
RBK8-4L-S	Pre-Wired, 8-ft., uses four (4) Single-End Powered T8 LED Lamps	1	1	1	7	1 yr
RBK8-2L-S	Pre-Wired, 8-ft., uses two (2) Single-End Powered T8 LED Lamps	1	1	1	7	1 yr
RBK4-2L-S	Pre-Wired, 4-ft., uses two (2) Single-End Powered T8 LED Lamps	1	1	1	6	1 yr
RBK8-4L-D	Pre-Wired, 8-ft., uses four (4) Dual-End Powered T8 LED Lamps	1	1	1	7	1 yr
RBK8-2L-D	Pre-Wired, 8-ft., uses two (2) Dual-End Powered T8 LED Lamps	1	1	1	7	1 yr
RBK4-2L-D	Pre-Wired, 4-ft., uses two (2) Dual-End Powered T8 LED Lamps	1	1	1	6	1 yr
Accessories						
14079	4-ft. Wiring Compartment Cover, for 5.0" Fixture Housing	1	20	1	19	-
14080	4-ft. Wiring Compartment Cover, for 4.25" Fixture Housing	1	12	1	17	-
14085	1/4 Turn Retainer Clips for Wiring Compartment Cover and Reflectors	1	42	42	1	-
				 		

Retrofit Lighting

T8 LED Wiring Harness RetroFit

Install Time <10 Minutes*

- Converts older 4-ft. or 8-ft. T12 or T8 fluorescent light fixtures using magnetic ballast to strip-type fixtures using T8 LED lamps.
- Pre-wired with supply line conductors and luminaire disconnect.
- For single-end powered T8 LED lamps only.
- Expedites installation time by 50% and provides up to 40% energy reduction.
- Reuses original fixture housing.
- Minimal rewiring on the job site.

Note: Does not include LED driver.




* Installation time for 4 -ft. LED RetroFit Kit by a qualified electrician

Item Part #	Description	Unit Qty	Unit Pkg	Total Case Qty	Min Order Qty	Ship Wt (Lbs)
Wiring Harness Kits for Single-End Powered T8 LED Lamps						
14087	8-ft., uses four (4) T8 LED Lamps	1	BAG	10	10	5
14088	4-ft., uses two (2) T8 LED Lamps	1	BAG	10	10	5
14089	8-ft., uses two (2) T8 LED Lamps	1	BAG	10	10	5
Accessories						
14079	4-ft. Wiring Compartment Cover, for 5.0" Fixture Housing	1	BOX	20	20	19
14080	4-ft. Wiring Compartment Cover, for 4.25" Fixture Housing	1	BOX	12	12	17

T8 LED Troffer Wiring Harness RetroFit Kits

- Converts older 2x2-ft. or 2x4-ft. troffer light fixtures to energy efficient luminaires using T8 LED lamps.
- Pre-wired with supply line and luminaire disconnect.
- For single-end powered T8 LED lamps only.
- Expedites installation time by 50% and provides up to 40% energy reduction.
- Reuses original fixture housing.
- Minimal rewiring on the job site.

Note: Does not include LED driver.




2-Lamp Troffer Wiring Harness Kit
Part Number: 14082



Item Part #	Description	Unit Qty	Unit Pkg	TL Case Qty	Min Order Qty	Ship Wt (Lbs)
Troffer Wiring Harness Kits for Single-End Powered T8 LED Lamps						
14082	4-ft., uses two (2) T8 LED Lamps	1	BAG	10	10	4
14083	4-ft., uses three (3) T8 LED Lamps	1	BAG	10	10	4
14084	4-ft., uses four (4) T8 LED Lamps	1	BAG	10	10	4

T5 and T8 Fluorescent Fixture Bracket RetroFit Kits

- Converts older 4-ft. or 8-ft. T12 or T8 fluorescent strip-type light fixtures using magnetic ballast to energy efficient T5 LED or T8 LED luminaires.
- Available pre-wired with supply line and WAGO® Connector.
- Expedites installation time by 50% and provides up to 40% energy reduction.
- Reuses original fixture housing.
- Minimal rewiring on the job site.
- Wiring compartment cover attaches to the Fixture Bracket Kit using 1/4 turn retainer clips. Available for 4.25" or 5" wide fixture housings.



Pre-Wired, 8 -ft., 4-Lamp Fixture Bracket Kit
Part Number: 14051

Item Part #	Description	Unit Qty	Case Qty	Min Order Qty	Ship Wt (Lbs)	Warranty
Fixture Bracket Kits for T5 Fluorescent Lamps						
14060	8-ft., uses four (4) T5 Fluorescent Lamps	1	10	10	11	1 yr
14065	8-ft., uses two (2) T5 Fluorescent Lamps	1	10	10	11	1 yr
14066	4-ft., uses two (2) T5 Fluorescent Lamps	1	10	10	6	1 yr
14067	4-ft., uses one (1) T5 Fluorescent Lamp	1	10	10	6	1 yr
Fixture Bracket Kits for T8 Fluorescent Lamps						
14050	8-ft., uses four (4) T8 Fluorescent Lamps	1	10	10	11	1 yr
14050B	8-ft., uses four (4) T8 Fluorescent Lamps (BULK)	1	20	20	23	1 yr
14051	Pre-Wired, 8-ft., uses four (4) T8 Fluorescent Lamps with WAGO Connector	1	10	10	12	1 yr
14051B	Pre-Wired, 8-ft. uses four (4) T8 Fluorescent Lamps with WAGO Connector (BULK)	1	20	20	24	1 yr
14055	8-ft., uses two (2) T8 Fluorescent Lamps	1	10	10	11	1 yr
14056	Pre-Wired, 8-ft., uses two (2) T8 Fluorescent Lamps with WAGO Connector	1	10	10	11	1 yr
14090	4-ft., uses two (2) T8 Fluorescent Lamps	1	10	10	6	1 yr
Accessories						
14079	4-ft. Wiring Compartment Cover, for 5.0" Fixture Housing	1	20	20	19	1 yr
14080	4-ft. Wiring Compartment Cover, for 4.25" Fixture Housing	1	12	12	17	1 yr
14085	1/4 Turn Retainer Clips for Wiring Compartment Cover and Reflectors	1	42	42	1	1 yr
WAGO® is a registered Trademark of WAGO Kontakttechnik GmbH & Co. KG. All Rights Reserved.			 			

Landscape Light Posts

Landscape LightPost™, SplicePost™, and Receptacle Post Fixture Fittings

- Fixture fitting replaces EMT, conduit connectors and weatherproof boxes.
- Ready to install — no assembly required.
- Shatter, corrosion and UV resistant.
- Angled bottom allows UF cable or metallic conduit to enter at different depths to eliminate installation congestion.
- Slanted top virtually eliminates water pooling or leaking into the interior of the LightPost, SplicePost, or Receptacle Post.
- The Uni-Stabilizer™ provides solid in-ground support helping resist against ground movement typically caused by ground freezing and thawing.

Landscape SplicePost and Receptacle Post

- Features a separator disk and SpliceCap to create an integral junction box suitable for splicing.
- The PVC SpliceCap is non-metallic and suitable for the majority of outdoor light fixtures on the market.
- Landscape Receptacle Post features an internal wiring compartment/junction box, rated for 19 cubic inches that easily accommodates two (2) 20 AMP circuits.
- Receptacle Post only: For use with 120V GFCI receptacles and NEMA type 3R weatherproof receptacle cover, when in use.

NOTE: Receptacles and cover not included.

Specifications

- Outside diameter: 3"
- Applications: damp or wet environments
- Luminaire or light fixture application: Should always be used with a UL Listed luminaire or light fixture that includes a grounding means suitable for use in wet locations. Any mounted luminaire or light fixture should not exceed 12 lbs. or 12" in height.



**Landscape
LightPost**

**Part Number:
LLPN25B**



**Landscape
SplicePost**


**Part Number:
LSPB**



**Landscape
Receptacle Post**

**Part Number:
LSPB-RECEP**

Landscape Light Posts

Item Part #	Description	Unit Qty	Case Qty	Min Order Qty	Ship Wt (Lbs)	Warranty
Landscape LightPost						
LLPN25B	Landscape LightPost, includes cap	1	9	9	21	1 yr
E04-002-004	Landscape LightPost Replacement Cap	1	12	12	1	1 yr
Landscape SplicePost and Receptacle Post						
LSPB	Landscape SplicePost, includes cap	1	9	9	21	1 yr
LSPB-RECEP	Landscape Receptacle Post, Black, includes cap	1	9	9	21	1 yr
17230	Landscape SplicePost & Receptacle Post Replacement Cap	1	12	12	1	1 yr
						



**Landscape
SplicePost & Receptacle Post Cap**

**Part Number:
17230**



Splice Kits & Heat Shrink Tubing

UF Cable Splice Kit

The UF Cable Splice Kit includes:

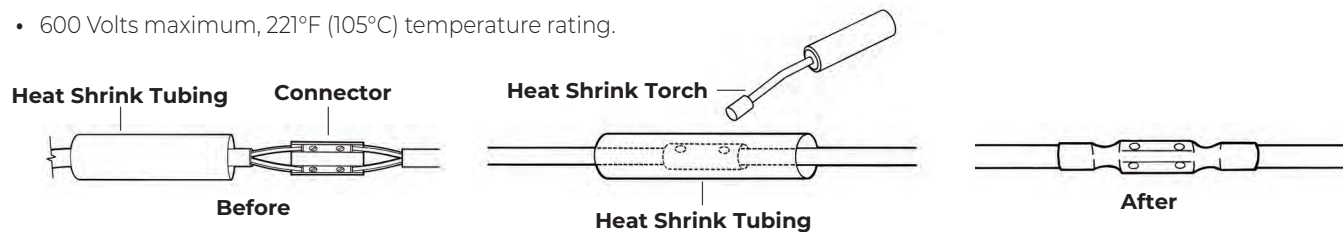
- One (1) 4-position mechanical connector
- One (1) piece of heat shrink tubing to splice and insulate 14 AWG to 8 AWG UF cable.



By using the thick wall heat shrink tubing with sealant and the mechanical connector, the repair of UF Cable is a quick, easy and reliable process. No epoxies, tape or separate mastics are required.

- UL Listed for direct burial. File number: E123896.
- Obsoletes messy, two part splice kits.
- Accommodates UF cables sizes: 14/3 without ground minimum, 8/3 without ground maximum.
- 600 Volts maximum, 221°F (105°C) temperature rating.



Part Number:
UFC2B



Item Part #	Description	Unit Qty	Unit Pkg	TL Case Qty	Min Order Qty	Ship Wt (Lbs)
UFC2B	Accommodates cable sizes 14/3 to 8/3 maximum	1	BAG	24	1	2
						 

UF Stretcher Kit

Simplify UF cable repairs after a trencher or backhoe has damaged or destroyed a 7" to 10" section of UF cable. Utilize our thick wall heat shrink tubing with sealant to make a quick and reliable repair. Eliminates epoxies, tapes or separate mastics and creates a waterproof splice.

The UF Stretcher Kit includes:

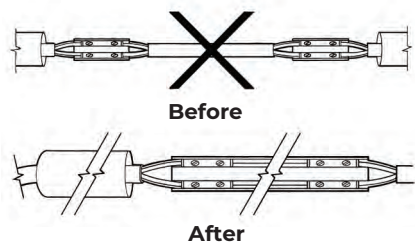
- One (1) 4-position 11.5" connector
- One (1) piece of heat shrink tubing



Designed to splice and insulate 14 AWG to 8 AWG UF cable.

- UL Listed for direct burial. File Number: E123896.
- 600 Volts maximum, 221°F (105°C) temperature rating.



Part Number:
UFS2



Item Part Number	Description	Unit Qty	Unit Pkg	TL Case Qty	Min Order Qty	Ship Wt (Lbs)
UFS2	Accommodates cable sizes 14/3 to 8/3 maximum	1	BAG	24	1	3
						 

Splice Kits & Heat Shrink Tubing

Dual Rated Butt Splice Kits

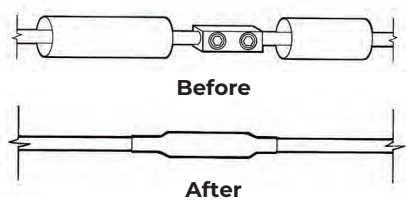
Although crimping is the most commonly used method of wire splicing and termination, our dual rated butt splice kits eliminate expensive crimping tools when splicing aluminum or copper conductors for direct burial.

Dual Rated Butt Splice Kits include:

- A pair of thick wall heat shrink tubing (2 pieces)
- One (1) mechanical connector.
- Popular splicing applications include repair and/or extending type USE cable.
- UL Listed components.
- 600 Volts maximum, 221°F (105°C) temperature rating.
- For use with aluminum and copper conductors.



Part Number:
DRBSK



Item Part #	Description	Unit Qty	Case Qty	Min Order Qty	Ship Wt (Lbs)
DRBSK	Includes one (1) Dual Rated Connector - 4 AWG to 8 AWG; two (2) pieces of Heat Shrink Tubing	1	24	1	3
DRBSK1	Includes one (1) Dual Rated Connector - 2 AWG to 1/0 AWG; two (2) pieces of Heat Shrink Tubing	1	24	1	3
DRBSK3	Includes one (1) Dual Rated Connector - 2/0 AWG to 250 MCM; two (2) pieces of Heat Shrink Tubing	1	24	1	3

Heat Shrink Torch

Recommended only for shrinking heat shrink tubing and for use with all EPCO splice kits. The trigger-start ignition starts fast and easy. Features a fully adjustable regulator valve and air inlet port for adjustable flame settings.

- Connects directly to a standard 14.1 oz. propane tank (not included).

***Note:** Not for sweating flux into copper pipe joint.



Part Number:
HST-T1

Item Part #	Description	Unit Qty	Unit Pkg	TL Case Qty	Min Order Qty	Ship Wt (Lbs)
HST-T1	Heat Shrink Torch	1	BOX	20	1	2

Splice Kits & Heat Shrink Tubing

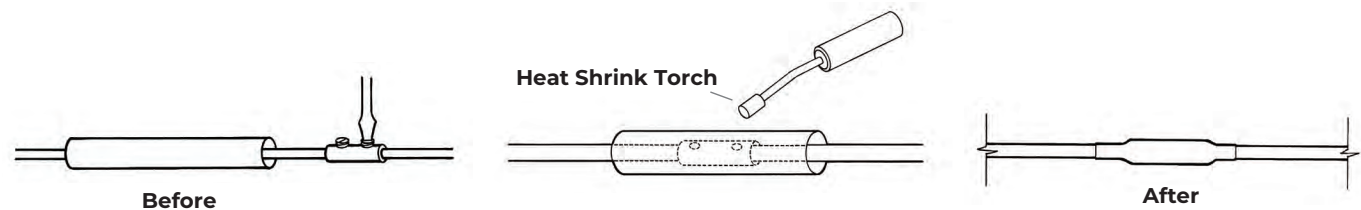
Copper Butt Splice Kits



BSK splice kits include a copper butt splice connector and thick wall heat shrink tubing to create a fully insulated and protected butt splice.

- UL Listed. File number: E103228.
- Designed to simplify splicing discrete copper conductors.
- Sizes: 14 AWG to 2 AWG.
- BSK series is rated for 600 Volts maximum, 221°F (105°C) temperature rating.



Part Number:
BSK1



Item Part #	Description	Unit Qty	Unit Pkg	TL Case Qty	Min Order Qty	Ship Wt (Lbs)
BSK1	Includes One (1) Butt Splice Connector - 8 AWG to 14 AWG; One (1) piece of Heat Shrink Tubing	1	BAG	24	1	2
BSK2	Includes Three (3) Butt Splice Connectors - 8 AWG to 14 AWG; Three (3) pieces of Heat Shrink Tubing	1	BAG	24	1	2
BSK3	Includes One (1) Butt Splice Connector - 2 AWG to 8 AWG; One (1) piece of Heat Shrink Tubing	1	BAG	24	1	2
BSK4	Includes Three (3) Butt Splice Connectors - 2 AWG to 8 AWG; Three (3) pieces of Heat Shrink Tubing	1	BAG	24	1	2
					 	

Splice Kits AWG Chart						
Copper Butt Splice Kits	AWG		Dual Rated Butt Splice Kits	Logical AWG Number	AWG (and "Aught" */0 Equivalent	MCM or kcmil
BSK1 BSK2	14		DRBSK	8	8	17
	13			7	7	21
	12			6	6	26
	11			5	5	33
	10			4	4	42
	9			2	2	66
BSK3 BSK4	8	8	DRBSK1	1	1	84
		7		0	1/0	106
		6		-1	2/0	133
		5	DRBSK3	-2	3/0	168
		4		-3	4/0	212
		3		-	-	250
		2				

Splice Kits & Heat Shrink Tubing

Heat Shrink Tubing

Our Heat Shrink Tubing (HST) internal coating includes an adhesive and a sealant. When the HST is heated using the Heat Shrink Torch (HST-T1), it provides a water-resistant seal to protect the mechanical splice from dirt and moisture. The standard color is black.

- Installs and shrinks easily for labor savings. Most effective when insulating over large transitions.
- 3:1 Shrink ratio accommodates larger cable size ranges.
- Excellent abrasion, corrosion and environmental resistance properties.
- UV and fungi resistant to protect the HST from surface fungus growth and obscure cable identification.
- Heat Shrink Tubing can be purchased in bulk.
- Available in pre-cut lengths from 4" to 48".
- Custom pre-cut lengths (quoted per inch) are also available.



Part Numbers:



HST300650

HST23/0

HST84

HST1410

Not Shown HST2/0300

Item Part #	Description	Unit Qty	Unit Pkg	TL Case Qty	Min Order Qty	Ship Wt (Lbs)
HST1410	Conductor Size - 14 AWG to 10 AWG, Shrink Range - .36" to .12"; Includes six (6) 8" pieces per package	6	BAG	72	6	5
HST84	Conductor Size - 6 AWG to 2 AWG, Shrink Range - .75" to .24"; Includes six (6) 8" pieces per package	6	BAG	72	6	7
HST23/0	Conductor Size - 1/0 AWG to 3/0 AWG, Shrink Range - 1.10" to .35"; Includes six (6) 8" pieces per package	6	BAG	72	6	9
HST2/0300	Conductor Size - 2/0 AWG to 350 MCM, Shrink Range - 1.50" to .47"; Includes four (4) 8" pieces per package	4	BAG	48	4	10
HST300650	Conductor Size - 250 MCM to 500 MCM, Shrink Range - 2.0" to .63"; Includes three (3) 12" pieces per package	3	BAG	36	3	13
HST-T1	Heat Shrink Torch	1	BOX	20	1	2
					 	

Splice Kits & Heat Shrink Tubing

Bulk Heat Shrink Tubing

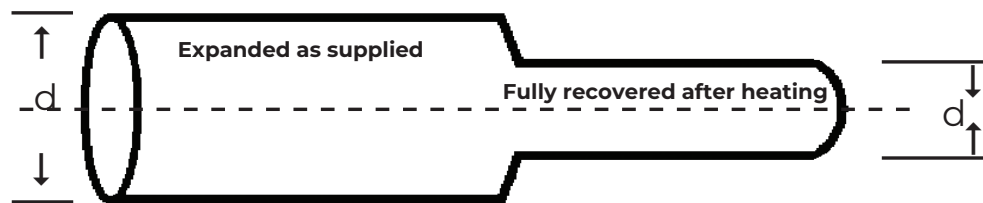
Item Part #	Description	Unit Qty	Unit Pkg	TL Case Qty	Min Order Qty	Bulk Ship Wt (Lbs)
Conductor Size: 1/0 AWG / 3/0 AWG						
E00-901-0__	Thick Wall Tubing	1	BULK	N/A	1	1
E00-901-005	Thick Wall Tubing: One (1) 5" Piece	1	BULK	N/A	1	1
E00-901-006	Thick Wall Tubing: One (1) 6" Piece	1	BULK	N/A	1	1
E00-901-008	Thick Wall Tubing: One (1) 8" Piece	1	BULK	N/A	1	1
E00-901-009	Thick Wall Tubing: One (1) 9" Piece	1	BULK	N/A	1	1
E00-901-010	Thick Wall Tubing: One (1) 10" Piece	1	BULK	N/A	1	1
E00-901-012	Thick Wall Tubing: One (1) 12" Piece	1	BULK	N/A	1	1
E00-901-024	Thick Wall Tubing: One (1) 24" Piece	1	BULK	N/A	1	1
E00-901-036	Thick Wall Tubing: One (1) 36" Piece	1	BULK	N/A	1	1
E00-901-048	Thick Wall Tubing: One (1) 48" Piece	1	BULK	N/A	1	1
Conductor Size: 14 AWG / 10 AWG						
E00-902-0__	Thick Wall Tubing	1	BULK	N/A	1	1
E00-902-006	Thick Wall Tubing: One (1) 6" Piece	1	BULK	N/A	1	1
E00-902-008	Thick Wall Tubing: One (1) 8" Piece	1	BULK	N/A	1	1
E00-902-009	Thick Wall Tubing: One (1) 9" Piece	1	BULK	N/A	1	1
E00-902-012	Thick Wall Tubing: One (1) 12" Piece	1	BULK	N/A	1	1
E00-902-024	Thick Wall Tubing: One (1) 24" Piece	1	BULK	N/A	1	1
E00-902-048	Thick Wall Tubing: One (1) 48" Piece	1	BULK	N/A	1	1
Conductor Size: 6 AWG / 2 AWG						
E00-903-0__	Thick Wall Tubing	1	BULK	N/A	1	1
E00-903-006	Thick Wall Tubing: One (1) 6" Piece	1	BULK	N/A	1	1
E00-903-008	Thick Wall Tubing: One (1) 8" Piece	1	BULK	N/A	1	1
E00-903-009	Thick Wall Tubing: One (1) 9" Piece	1	BULK	N/A	1	1
E00-903-010	Thick Wall Tubing: One (1) 10" Piece	1	BULK	N/A	1	1
E00-903-012	Thick Wall Tubing: One (1) 12" Piece	1	BULK	N/A	1	1
E00-903-024	Thick Wall Tubing: One (1) 24" Piece	1	BULK	N/A	1	1
E00-903-048	Thick Wall Tubing: One (1) 48" Piece	1	BULK	N/A	1	1
Conductor Size: 2/0 AWG / 350 MCM						
E00-904-0__	Thick Wall Tubing	1	BULK	N/A	1	1
E00-904-006	Thick Wall Tubing: One (1) 6" Piece	1	BULK	N/A	1	1
E00-904-008	Thick Wall Tubing: One (1) 8" Piece	1	BULK	N/A	1	1
E00-904-009	Thick Wall Tubing: One (1) 9" Piece	1	BULK	N/A	1	1
E00-904-012	Thick Wall Tubing: One (1) 12" Piece	1	BULK	N/A	1	1
E00-904-024	Thick Wall Tubing: One (1) 24" Piece	1	BULK	N/A	1	1
E00-904-030	Thick Wall Tubing: One (1) 30" Piece	1	BULK	N/A	1	1
E00-904-048	Thick Wall Tubing: One (1) 48" Piece	1	BULK	N/A	1	1

Splice Kits & Heat Shrink Tubing

Bulk Heat Shrink Tubing

Item Part #	Description	Unit Qty	Unit Pkg	TL Case Qty	Min Order Qty	Bulk Ship Wt (Lbs)
Conductor Size: 250 MCM / 500 MCM						
E00-905-0__	Thick Wall Tubing	1	BULK	N/A	1	1
E00-905-006	Thick Wall Tubing: One (1) 6" Piece	1	BULK	N/A	1	1
E00-905-008	Thick Wall Tubing: One (1) 8" Piece	1	BULK	N/A	1	1
E00-905-009	Thick Wall Tubing: One (1) 9" Piece	1	BULK	N/A	1	1
E00-905-012	Thick Wall Tubing: One (1) 12" Piece	1	BULK	N/A	1	1
E00-905-024	Thick Wall Tubing: One (1) 24" Piece	1	BULK	N/A	1	1
E00-905-048	Thick Wall Tubing: One (1) 48" Piece	1	BULK	N/A	1	1

Refer to the Heat Shrink Tubing Dimensions to select the Heat Shrink Tubing size which will shrink to fit snugly over the component to be covered. If recovery is restricted, the resulting wall thickness will be less than specified.



Heat Shrink Tubing Dimensions

Item Part #	Bulk Item Number	Expanded		Recovered				Application Range for General Use		600/1000 V Single Conductor Size
		Internal Diameter (MIN) D		Internal Diameter (MAX) d		Wall Thickness (NOM) W				
		Inches	MM	Inches	MM	Inches	MM	Inches	MM	AWG/MCM
HST1410	E00-902-0__	0.35	8.9	0.12	3.0	0.07	1.8	.15-.3	3.5-8	#14-#10
HST84	E00-903-0__	0.75	19.1	0.24	6.1	0.12	3.0	.25-.65	6.5-16.5	#6-#2
HST23/0	E00-901-0__	1.10	27.9	0.35	8.9	0.12	3.0	.4-.95	10/24	1/0-3/0
HST2/0300	E00-904-0__	1.50	38.1	0.47	11.9	0.14	3.6	.5-1.4	13-35	2/0-350
HST300650	E00-905-0__	2.0	50.8	0.63	16	0.14	3.6	.70-1.75	17.5-44	250-500

Heat Shrink Tubing Specifications

Physical		Electrical		Chemical		Adhesive	
Tensile Strength	2100 psi (14.5 MPa)	Dielectric Strength	500V/Mil (20kV/mm)	Fluid Resistance	Good to Excellent	Adhesive Softening Point	197°F (92°C) +/- 41°F (5°C)
Specific Gravity	1.1	Volume Resistivity	1016 ohm-cm	Copper Corrosion	No Corrosion	Adhesive Lap Shear	125 psi (0.875 MPa)
Heat Shock (4 hrs at 437°F (225°C))	No cracking or flowing	Dielectric Voltage Withstand (2500 V, 60 Hz, 1 min)	No breakdown, 24kV-1 min, 15kV-4 hrs	Water Absorption	0.1%	Adhesive Blocking (86°F (30°C))	No blocking
Low Temperature Flexibility (4 hrs at -67°F (-55°C))	No cracking			Fungus Resistance	No Growth	Water Penetration	No penetration after 236 hrs (min) of continuous immersion

Power Cords

Power/Appliance Replacement Cords

EPCO Power/Appliance Replacement Cords are suitable for a wide variety of applications, including installation of garbage disposals, dishwashers, or similar appliances as well as appliance repair, power tools, or other electrical equipment.

- **SPT3 Service Cord** (Stranded Parallel Thermoplastic): Rated for use up to 300 volts maximum.
- **SJT3 Service Cord** (Service Junior Thermoplastic): PVC Thermoplastic insulated jacket, for hard service usage. Rated for use up to 300 volts maximum. The cord construction is thicker and has a higher temperature rating to handle electrical loads.
- **SJTOOW3 Service Cord** (Service Junior Thermoplastic Oil Outdoor Weather): Rated for use up to 300 volts maximum. The outer jacket is a rubber-based material and is oil, abrasion, ozone, sunlight, chemicals, weather, and water resistant. Approved for submersion in water.
- **Twist Lock Power Cords:** Built to the NEMA Standard, this locking power cord plug is rated for 120 or 277 Volt circuits, has a fully molded low profile ergonomic shape, and is RoHS compliant.



Power/Appliance Replacement Cords

Part Numbers: PCS, PCR and PSS

Item Part #	Description	Unit Qty	Unit Pkg	Case Qty	Min Order Qty	Ship Wt (Lbs)
SJT 16/3 Round Cord — Use for Light Duty Applications requiring less than 15 Amp Service						
PSS3	3 -ft., Straight Plug, NEMA 5-15P, Black	1	SLEEVE	25	25	8
PSS6	6 -ft., Straight Plug, NEMA 5-15P, Black	1	SLEEVE	25	25	12
RSS3	3 -ft., Receptacle, NEMA 5-15R, Black	1	SLEEVE	25	25	12
PSS9	9 -ft., Straight Plug, NEMA 5-15P, Black	1	SLEEVE	25	25	14
SJTOOW 14/3 Round Cord — Use for Garbage Disposals, Dishwashers, Light Fixtures, and Lamps, requiring 15 Amp Service						
PSS6-14	6 -ft., Straight Plug, NEMA 5-15P, Black	1	SLEEVE	25	25	15
PSS9-14	9 -ft., Straight Plug, NEMA 5-15P, Black	1	SLEEVE	25	25	25
SPT 16/3 Flat Cord						
PCR3	3 -ft., Right Angle Plug, NEMA 5-15P, Black	1	SLEEVE	25	25	8
PCR6	6 -ft., Right Angle Plug, NEMA 5-15P, Black	1	SLEEVE	25	25	12
PCS3	3 -ft., Straight Plug, NEMA 5-15P, Black	1	SLEEVE	25	25	8
PCS4	4 -ft., Straight Plug, NEMA 5-15P, Black	1	SLEEVE	25	25	8
PCS6	6 -ft., Straight Plug, NEMA 5-15P, Black	1	SLEEVE	25	25	12
PCS12	12 -ft., Straight Plug, NEMA 5-15P, Black	1	SLEEVE	25	25	22
Twist Lock Power Cords						
TL001	8 -ft., 13 AMP, 120V, L5-15P, Black	1	SLEEVE	25	1	2
TL002	8 -ft., 13 AMP, 277V, L7-15P, Black	1	SLEEVE	25	1	2
TL001-White	8 -ft., 13 AMP, 120V, L5-15P, White	1	SLEEVE	25	1	2
TL002-White	8 -ft., 13 AMP, 277V, L7-15P, White	1	SLEEVE	25	1	2
<div>Part Number: TL001</div> <div>Part Number: TL001-White</div>						

Range and Dryer Cords

When purchasing a new kitchen range, wall-mounted oven, or clothes dryer, these appliances do not include a power cord because the appliance manufacturer does not know what type of receptacle is installed in your home. If your home was built after 1996, the NEC mandates that homes use a 4-prong power cord to increase safety by limiting the potential for electrical shock.

STANDARD HIGH PERFORMANCE RIGHT-ANGLE-PLUG

- Straight blades ensure a reliable connection for residential applications.

HEAVY-DUTY RING TERMINALS

- Installed on the end of each conductor.
- Securely connects to the appliance receptacle bolt or screw (that passes through the ring).
- Ensures an excellent electrical connection.

STRAIN RELIEF CLAMP

- 2-Piece — expedites installation.
- Relieves pressure on power cord.
- Keeps terminal connections solidly attached to the appliance.
- Protects the power cord from damage.

Range Cords



Part Number:
40000


Part Number:
40010

Dryer Cords



Part Number:
40020

Part Number:
40030

Item Part #	Description	Unit Qty	Unit Pkg	Case Qty	Min Order Qty	Ship Wt (Lbs)
Range Cords: Grey Cords for Homes built before 1996						
40000	Range Cord: 4-ft., SRDT 6/2 and 8/1, 3 Wire, 50 AMP, Grey	1	SLEEVE	16	1	2
40001	Range Cord: 6-ft., SRDT 6/2 and 8/1, 3 Wire, 50 AMP, Grey	1	SLEEVE	16	1	3
Range Cords: Black Cords For Homes built after 1996						
40010	Range Cord: 4-ft., SRDT 6/2 and 8/2, 4 Wire, 50 AMP, Black	1	SLEEVE	12	1	2
40011	Range Cord: 6-ft., SRDT 6/2 and 8/2, 4 Wire, 50 AMP, Black	1	SLEEVE	12	1	3
Dryer Cords: Grey Cords for Homes built before 1996						
40020	Dryer Cord: 4-ft., SRDT 10/3, 3 Wire, 30 AMP, Grey	1	SLEEVE	32	1	2
40021	Dryer Cord: 6-ft., SRDT 10/3, 3 Wire, 30 AMP, Grey	1	SLEEVE	32	1	3
Dryer Cords: Black Cords for Homes built after 1996						
40030	Dryer Cord: 4-ft., SRDT 10/4, 4 Wire, 30 AMP, Black	1	SLEEVE	16	1	2
40031	Dryer Cord: 6-ft., SRDT 10/4, 4 Wire, 30 AMP, Black	1	SLEEVE	16	1	3
						

Other Products / Accessories

9-Watt LED Luminaires

- Available in keyless or with pull chain configuration.
- Includes 9-watt bi-pin (GU24) LED lamp and Polycarbonate lamp diffuser.
- Can be used with standard wall switch.
- 7" wire conductors facilitate installation.
- Fits 3.25" or 4.0" outlet box.

SPECIFICATIONS

- Lumen Output: 800
- Correlated Color Temperature: 2700K
- Operating Voltage: 120V
- Power Consumption: 9W
- Applications: Dry Environments Only
- Operating Temperature: 32°F (0°C) to 104°F (40°C)
- Diffuser: Snap-On, Frosted Acrylic





Keyless
Part Number:
16531



Bi-Pin LED Lamp
Part Number:
15676



Pull Chain
Part Number:
16536

Item Part #	Description	Unit Qty	Unit Pkg	Case Qty	Min Order Qty	Ship Wt (Lbs)	Warranty
16531	Keyless, 800 Lumens	1	BOX	24	24	11	3 yr
16536	Pull Chain, 800 Lumens	1	BOX	24	24	11	3 yr
15676	Bi-Pin LED Lamp, 800 Lumens	1	BOX	25	25	8	3 yr
						 	

Other Products / Accessories

Small Space LED Luminaire

Illuminate small areas effortlessly with our Motion Sensing LED Luminaire. This efficient and high-performing light source provides more usable lumens per watt. Its convenient occupancy mode automatically turns on when motion is detected up to 20-ft. away, making it a reliable and sustainable choice..

FEATURES

- For new or retrofit applications.
- Cost-effective, eliminates batteries, and saves money.
- Designed for ceiling mount applications.
- The luminaire automatically lights when occupancy is detected; turns off after a three (3) minute vacancy.
- Operates on 120V line voltage.
- Corrosion resistant housing.
- Suitable for dry, indoor applications in small spaces.
- Energy efficient, optimized light output.
- Diffuser: twist-on, frosted acrylic.
- ETL Listed to UL 1598 Standards.
- Installation:
 - Part Number 16550: suitable for use in the clothes closet storage space when installed in accordance with NEC Section 410.16 (A)(3) and 410.16 (C)(5).
 - Part Number 16560: suitable for use in clothes closets when installed in accordance with NEC Section 410.16 (A)(1) and 410.16 (C)(1).



**Small Space LED Luminaire
with Motion Sensor**



Part Number: 16550



**Small Space LED Luminaire
with Color Select Technology**

Part Number: 16560

SPECIFICATIONS	Part Number: 16550	Part Number: 16560
Lumen Output:	1,100 Lumens	1,050 Lumens
Correlated Color Temperature:	4000K	3000K, 4000K or 5000K
Power Consumption:	13.4W	15W
Operating Voltage:	120V	
Operating Temperature:	32°F (0°C) to 104°F (40°C)	
Sensor Type:	Passive Infrared Sensor (PIR)	
Warranty:	Five (5) years	

Item Part #	Description	Unit Qty	Case Qty	Min Order Qty	Ship Wt (Lbs)	Warranty
16550	Small Space LED Luminaire	1	12	1	2	5 yr
16560	Small Space LED Luminaire with Color Select Technology	1	12	1	2	5 yr
				 		

Other Products / Accessories


Duct Seal Compound

- Use to seal around junction boxes, flashings, service mast, and cable entries. Excellent adhesive properties for use on wood, glass, aluminum, and steel.
- Asbestos-free, odorless, non-sticky formula can be painted immediately.
- Temperature tolerance: -40° F (-40° C) to 180° F (82° C).



Duct Seal Compound

Part Number:
EPD1

Item Part #	Description	Unit Qty	Case Qty	Min Order Qty	Ship Wt (Lbs)
EPD1	Duct Seal: 1 lb. SLUG	1	50	1 Lbs	1
EPD5	Duct Seal: Package of Five (5) 1 lb. SLUGS	1	10	5 Lbs	5
EPD5B	Duct Seal: 5 lb. BRICK	1	10	5 Lbs	5
					

Wall Plate Insulation Gasket

Stop drafts and save energy with this affordable wall plate insulation gasket. Designed to fit standard toggle or decora style outlets and switches, it effectively seals gaps around electrical boxes without disrupting power.

- Energy saving, flame retardant gasket prevents heat and cold loss through switches or receptacles coming from the junction box.
- One-piece design fits standard toggle or duplex receptacle, or decora switch and decora duplex receptacle wall plates.
- Easy to install. Only a screwdriver is required; the insulation gasket installs behind the switch or receptacle wall plate cover.
- 2.5" wide x 4" high.



Part Number:
10938

Item Part #	Description	Unit Pkg	Unit Qty	TL Case Qty	Min Order Qty	Ship Wt (Lbs)
10938	Wall Plate Insulation Gasket	Bag	100	N/A	100	2

Quick References

Use these QR Codes to gain quick access to our website and YouTube channel.



EPCO Website: www.engproducts.com



Fixture Whip Part Number Generator



Linear Luminaire Part Number Generator



**EPCO YouTube Channel:
Product and Installation Videos**

Questions?

Call 800.336.1976

Email sales@engproducts.com

Or Visit engproducts.com

Part Number Index

Item Part #	Page	Item Part #	Page	Item Part #	Page	Item Part #	Page
10003	3	15090	29	16524	29	BSK2	46
10004	2	15245	23 28	16526	29	BSK3	46
10008	2	15246	23 28	16531	52	BSK4	46
10009	3	15247	23 28	16536	52	CORDLIGHT-MH	19
10010	3	15248	23 28	16550	53	DRBSK	45
10011	3	15258	23 28	16560	53	DRBSK1	45
10016	3	15676	52	17230	43	DRBSK3	45
10019	2	15721	19	18070	39	E00-901-005	48
10020	2	15721-10K5	19	18070B	39	E00-901-006	48
10025	2	15721-10K5-PC6	19	18073	39	E00-901-008	48
10026	2	15722	17	18073B	39	E00-901-909	48
10029	2	15723	17	18074	39	E00-901-010	48
10035	2	15738	17	18076	39	E00-901-012	48
10036	2	15739	17	18077	39	E00-901-024	48
10041	2	15742	18	18078	39	E00-901-036	48
10061	5	15742-12A1-P1R1	18	20203	3	E00-901-048	48
10062	5	15742-12A1-P6R1	18	20204	2	E00-902-006	48
10065	5	15742-12A1-P25R1	18	20208	2	E00-902-008	48
10077	5	15742-12A1-P35R1	18	20209	3	E00-902-009	48
10086	3	15743	18	20210	3	E00-902-012	48
10087	3	15743-12A1-P1R1	18	20211	3	E00-902-024	48
10088	3	15743-12A1-P6R1	18	20216	3	E00-902-048	48
10089	3	15743-12A1-P25R1	18	20219	2	E00-903-006	48
10938	54	15743-12A1-P35R1	18	20220	2	E00-903-008	48
10960	15	15748	17	20225	2	E00-903-009	48
10960-LID	15	15800	22 25	20226	2	E00-903-010	48
10961	16	15800B	22 25	20229	2	E00-903-012	48
10962	16	15801	22 25	20235	2	E00-903-024	48
10963	15	15801B	22 25	20236	2	E00-903-048	48
10964	15	15815	23 29	20241	2	E00-904-006	48
14050	41	15905	23 29	20251	6	E00-904-008	48
14050B	41	15906	23 29	20251T	6	E00-904-009	48
14051	41	15913	22 24	20252	6	E00-904-012	48
14051B	41	15915	22 24	20253	6	E00-904-024	48
14055	41	15922B	23 27	20253T	6	E00-904-030	48
14056	41	15922S	23 27	20261	5	E00-904-048	48
14060	41	15924	23 27	20262	5	E00-905-006	49
14065	41	15973	23 26	20265	5	E00-905-008	49
14066	41	15975	23 26	20267	4	E00-905-009	49
14067	41	15980	23 27	20268	4	E00-905-012	49
14070	39	15980B	23 27	20270	4	E00-905-024	49
14070B	39	15981	23 26	20274	4	E00-905-048	49
14071	39	15981B	23 26	20275	4	E04-002-004	43
14073	39	15982	22 24	20277	5	EGBP-06-12-00-00	7
14073B	39	15982B	22 24	20286	3	EGBP-06-24-00-00	7
14074	39	16022	21	20287	3	EGBP-06-36-00-00	7
14074B	39	16023	21	20288	3	EGBP-06-72-00-S	7
14079	39 40 41	16024	21	20289	3	EGBP-06-120-00-S	7
14080	39 40 41	16025	21	20297	3	EPD1	54
14082	40	16100	21 29	40000	51	EPD5	54
14083	40	16104	20	40001	51	EPD5B	54
14084	40	16110	21	40010	51	G2LED-FX-S4128	33
14085	39 41	16140	19	40011	51	G2LED-FX-S5028	33
14087	40	16143	19	40020	51	G4LED-FX-S3551	33
14088	40	16145	19	40021	51	G4LED-FX-S4134	33
14089	40	16400	20	40030	51	G4LED-FX-S4151	33
14090	41	16410	20	40031	51	G4LED-FX-S4159	33
15000	22 25	16420	20	ACWNM1043-1RA	13	G4LED-FX-S5034	33
15000B	22 25	16425	20	ACWNM1063-1RA	13	G4LED-FX-S5051	33
15015	23 29	16453	20	ACWNM843-1RA	13	G4LED-FX-S5059	33
15020	23 29	16454	20	ACWNM863-1RA	13	G4LED-FX-S5090	33
15045	23 28	16500	29	ACWNM843-1RA-1/2	13	G8LED-FX-S4168	33
15046	28	16501	29	ACWNM863-1RA-1/2	13	G8LED-FX-S5068	33
15047	28	16502	29	ACWNMD1043-1RA	13	G8LED-FX-S41102	33
15050	26	16510	29	ACWNMD1063-1RA	13	G8LED-FX-S50102	33
15050B	26	16512	29	ACWNMD843-1RA	13	G8LED-FX-S41118	33
15055	26	16514	29	ACWNM863-1RA	13	G8LED-FX-S50118	33
15055B	26	16520	29	BSK1	46	G8LED-FX-S50180	33

Part Number Index

Item Part #	Page	Item Part #	Page	Item Part #	Page	Item Part #	Page
G4LED-RF-S4134	38	SH10	35				
G4LED-RF-S4151	38	SH12	35				
G4LED-RF-S4159	38	SMH	35				
G4LED-RF-S5034	38	SURFACE MOUNT BRACKETS Y-Y3	35				
G4LED-RF-S5059	38	TL001	34 50				
G8LED-RF-S4168	38	TL001-White	34 50				
G8LED-RF-S5068	38	TL002	34 50				
G8LED-RF-S41102	38	TL002-White	34 50				
G8LED-RF-S50102	38	TMH	35				
G8LED-RF-S41118	38	TY16	35				
G8LED-RF-S50118	38	TY16G	35				
GFF-DF2	34	TY18G	35				
GFF-DF4	34	TY18G-50B	35				
GFF-DF8	34	UFC2B	44				
GFF-DS2	34	UFS2	44				
GFF-DS4	34 38	W-VHOOKS	35				
GFF-DS8	34 38						
GFF-FSSK	35						
GFF-L2C	34						
GFF-L2SS	34						
GFF-L4C	34						
GFF-L4SS	34						
GFF-L8C	34						
GFF-L8SS	34						
GFF-MH	34						
GFF-MHS	34						
GFF-MH45	34						
HST-T1	45 47						
HST1410	47 49						
HST2/0300	47 49						
HST23/0	47 49						
HST300650	47 49						
HST84	47 49						
JC10B/100B	35						
JC12B/100	35						
JC12B/100B	35						
LLPN25B	42 43						
LSPB	42 43						
LSPB-RECEP	42 43						
MA-HVP481ECS-30/40/50W	31						
MA-HVP881ECS-60/80/100W	31						
MCWA-12/2SOL-8	12						
MCWA-12/2SOL-10	12						
MCWA-12/2SOL-12	12						
MCWA-12/2SOL-15	12						
MCWA-12/2SOL-20	12						
PCR3	50						
PCR6	50						
PCS3	50						
PCS4	50						
PCS6	50						
PCS12	50						
PEWNM1263-1RA	13						
PEWNM1243-1RA	13						
PEWNM1264-1RA	13						
PEWNM1244-1RA	13						
PSS3	50						
PSS6	34 50						
PSS6-14	50						
PSS9	50						
PSS9-14	50						
RBK4-2L-D	39						
RBK4-2L-S	39						
RBK8-2L-D	39						
RBK8-2L-S	39						
RBK8-4L-D	39						
RBK8-4L-S	39						
RSS3	50						

Warranty

WARRANTY

Unless otherwise noted, Engineered Products Company (herein known as EPCO) warrants that the products described herein, will be furnished free from defects in material and workmanship for one (1) year. Any exceptions to this Warranty Statement will be detailed within the respective warranty section in this product catalog, noted on the product itself, or the product packaging.

EPCO's sole obligation for any breach of warranty under the terms herein shall be, at our option, to repair or provide replacement for the Product to which such warranty is breached, or to return all payments made with respect to such product. Any product(s) that are deemed to be defective must be specified by the Purchaser in a written notice to EPCO's Warranty Department within one (1) year after receipt of such goods. Under no circumstances will EPCO be liable for loss of profits or incidental, indirect, consequential or special damages of any kind beyond the replacement cost of the defective merchandise.

EPCO shall not be liable for any losses arising from governmental action, an act of God, or the result of war, riot, strikes, civil commotion, sovereign conduct, or the act or conduct of any person or persons not party to or associated with EPCO.

LED LUMINAIRE PRODUCTS LIMITED WARRANTY

Engineered Products Company (herein known as EPCO) warrants at its sole option, after a failure is confirmed as a true defect in materials or workmanship, EPCO will replace or refund, any of the following LED Luminaire Products for a period of five (5) years from original purchase. This warranty statement applies to the original purchaser and is not transferable. The Original Purchaser is identified as the first initial installation completed by the Building Owner. If the product fails before the 5-year period expires, please return this product with your original invoice to: Engineered Products Company, Attention: Return Materials Department, 55401 Smetana Drive, Minnetonka, Minnesota 55343.

This Limited Warranty applies to the following products: LED Strips; LED RetroFit Conversion Kits for Strip-Type Fixtures; TIGER XL Fixtures; TIGRESS Prefab Temporary LED Luminaires, TIGERCub 100-Watt and 150-Watt Temporary LED Luminaires; ProSeries LED Luminaire and LED Upgrade; ProSeries Elite Ceiling/Pendant and Wall Mount LED Utility Luminaire; 9-Watt LED Luminaire (3-Year Warranty); ProSeries "Junior" LED Utility Lamp, Lamp Upgrade, and Utility Luminaire (3-Year Warranty); Motion Sensing LED Closet Luminaire; and Color Select Small Space LED Luminaire with Motion Sensor and Small Space Luminaire with Motion Sensor.

This Limited Warranty does not apply to any of the following:

- Disassembly of LED Driver, LED Strip, or Luminaire Housing by the end-user or the end-user's agent.
- Severe damage or deformation to the appearance of the LED Driver, LED Strip, or Luminaire.
- Damage to the LED Driver or LED Strip input (+) or output (-) conductors.
- LED Driver or Luminaire identification codes and/or other serial numbers that have been erased, altered, modified, or damaged.
- Damage to the LED Driver, LED Strip, or Luminaire caused by natural disasters.
- Must be installed per installation instructions and local building code.
- Any Luminaire, Luminaire Housing, or LED RetroFit Conversion Kit that was incorrectly installed by drilling holes, puncturing, piercing or any other means that will alter the product's integrity.
- Damage caused by the use of parts, components, and/or other equipment(s) that is not compatible, suitable, or unauthorized by EPCO for use with any Luminaire or LED RetroFit Conversion Kit.
- Damage resulting from the use of any Luminaire or LED RetroFit Conversion Kit in what EPCO, at its sole discretion, considers extreme applications.
- Product damage as determined by EPCO to be caused by a crash, impact, or obvious signs of abuse to any Luminaire or LED RetroFit Conversion Kit.
- For Fluorescent Luminaires only, the Ballast Warranty is limited to the first initial installation completed by the Building Owner. Contact the ballast manufacturer directly for more specific information on their warranty policy and procedures.
- The Chemical Resistance of Plastics Chart (posted on EPCO's website) provides an overview of those chemical compounds where these luminaires should not be installed.
- There are no charge-backs for any type of labor allowance required to remove, re-install, or re-power any Luminaire or LED RetroFit Conversion Kit and/or the replacement with a new luminaire or kit.

Units of Measure:

Unit Qty: Number of pieces in each unit

Unit Pkg: Unit packages contained in the case

Case Qty: The total number of items in each master case

Min Order Qty: The smallest unit that can be ordered

Ship Wt (Lbs): The total weight of the units per Case

General Statements:

Specifications subject to change without prior notice. PigTails, PowerTails, QuickWhips, ProSeries, Landscape LightPost, SplicePost, and Receptacle SplicePost, Temp Power Block, TIGRESS, TIGRESS Prefab, TIGER XL, TIGERcub, SPIDERBOX and CordLights are either trademarks or registered trademarks for Engineered Products Company in the United States and/or in other countries. All other trademarks are the property of their respective holders. EPCO products are designed, manufactured, and independently verified to meet the most recent safety and performance requirements of Underwriters Laboratory (UL). Installation of EPCO products should be in accordance with the 2026 Edition of the National Electrical Code (NEC) and all applicable local electrical codes and regulations.

Icon Legend:





©2026 EPCO | Engineered Products Company. All Rights Reserved.

PigTails, PowerTails, QuickWhips, ProSeries, Landscape LightPost, SplicePost and Receptacle SplicePost, Temp Power Block, TIGER, TIGRESS, TIGER XL, SPIDERBOX and CordLights are either trademarks or registered trademarks for Engineered Products Company in the United States and/or in other countries. All other trademarks are the property of their respective holders.

E02-001-000-L2 (1/26 MB)