



ENGINEERED PRODUCTS CO.

Electrical Specialty Solutions

Commercial ■ Industrial ■ Residential ■ Agricultural



**Commercial and Industrial
Vapor Tight Luminaires**



Temporary Job Site LED Lighting



**Grounding and
Ground Bonding**



Commercial and Industrial LED RetroFit Lighting

WELCOME TO EPCO

Engineered Products Company (EPCO) started with the introduction of the Stranded Grounding PigTail™ in 1976. Almost 50 years later, the Stranded Grounding PigTail has become the electrical industry product “icon”. Electrical contractors throughout the United States use EPCO’s grounding PigTail to provide a low-impedance ground-fault current path to safeguard people and property from electrical shock hazards.

After the successful introduction of the Stranded Ground Bonding PigTail and other grounding products in this category, EPCO subsequently developed and introduced another time and labor savings product, prefabricated fixture whips. This core component product is used to facilitate the installation of lighting systems in commercial and industrial buildings. At this writing, EPCO has since grown this product category into more than 300 configurations in multiple wire gauge sizes.

As manufacturing technology continued to rapidly advance over the years, demand increased for a single-source supplier that would provide streamlined contractor solutions backed by certifiable product quality, reliability, and durability. These core competencies are the foundation for our company and where we are today.

We are committed to providing our customers with the “complete” quality customer service experience. From initial technical support, fast and easy ordering, shipping orders 100% complete in 24 hours or less, providing comprehensive post sale technical support, and “hassle-free” product returns.

CUSTOMIZING CAPABILITIES TO MEET YOUR BUSINESS NEEDS

EPCO offers complete product fabrication and customization services. We have the capacity to build a custom product from your specifications, sketches, or drawings to meet your application requirements and oversee complete manufacturing and production of your custom product.

Our knowledgeable Sales Agency Representatives, in combination with our inside sales team, purchasing and production departments, work closely with your staff to develop unique “application” solutions to meet your specific project requirements. We meet your stringent development timelines, and our “state-of-the-art” manufacturing facility allows for rapid prototype production and analysis.

Let us be a part of your development team! We eliminate cumbersome transactions, long lead-times, and expensive transportation costs from China-based companies. We are the one-stop source for your “custom” wire-related applications.



OUR MOST IMPORTANT PRODUCT DOESN'T COME IN A BOX

At Engineered Products Company, our most important product is SERVICE. This means every shipment you receive includes some very important extras:

- Prompt Customer Response
- Exceptional Order Fill Rates
- On Time Delivery
- Lower Transaction Cost
- Sales order Accuracy
- Competitive Prices

You get nationwide support from our network of EPCO Sales Representatives, who can answer your questions. “Our Guaranteed Sales Policy,” any products you are unable to sell may be returned to EPCO for a 100% credit – Guaranteed!

WHAT'S IN IT FOR YOU?

Competitively priced, quality products, with customer service and delivery dates that meet your requirements. If you don't see exactly what you need in our Product Catalog, call our Inside Sales Department at **800-336-1976** or email **sales@engproducts.com** with your product request today.

— Jim Anderson, President
Engineered Products Company

TABLE OF CONTENTS

LIGHTING PRODUCTS

VAPOR TIGHT LUMINAIRES AND LIGHT FIXTURES

Definition: Wet and Damp Locations	04
Correlated Color Temperature Options	04
General Purpose LED Luminaire	05
LED Strip Vapor Tight Luminaire	06
T5 LED and T8 LED Vapor Tight Light Fixtures	08
LED Luminaire and T5 or T8 LED Lamp Options.....	10

ACCESSORIES

Twist Lock Power Cords.....	11
Fixture Housing Latches	11
Mounting Hardware.....	12
Acrylic Diffusers	12
Occupancy Sensor	13
Chain, Hooks, Tie Wire and Fixture Hangers	13
Lighting Suspension Kit.....	14
Duct Seal Compound.....	14
Surface Mount Brackets	15

RETROFIT LIGHTING

LED Retrofit Kits for Vapor Tight Light Fixtures.....	17
Vapor Tight Frosted Smooth Diffuser.....	18
LED Retrofit Kits for Strip-Type Light Fixtures	19
Magnetic Multi-Purpose LED Retrofit Kits.....	22
T8 LED Fixture Bracket Retrofit Kits.....	23
T8 LED Wiring Harness Retrofit Kits	24
T8 LED Troffer Wiring Harness Retrofit Kits	24
T5 and T8 Fluorescent Fixture Bracket RetroFit Kits.....	25

TEMPORARY LIGHTING

TIGER XL Temporary LED Luminaires	27
TIGER Temporary LED Luminaire Series	28
TIGER Economy Pack Temporary LED Luminaires	29
TIGRESS Prefab Temporary LED Light Fixtures	30
TIGRESS Multi-lamp Customizable Light Fixtures	31
TIGERCub Temporary LED Luminaires.....	32
Tripod Stand for TIGER LED Luminaires.....	32
LED CordLights.....	33
Magnetic Suspension Hanger.....	33
Deluxe CordLights.....	34
Economy CordLights.....	34
Accessories for CordLights.....	35

UTILITY LIGHTING

ProSeries LED Utility Luminaire and LED Upgrade.....	37
ProSeries Elite LED Utility Luminaires	38
ProSeries AG LED Utility Luminaire.....	39
ProSeries Junior LED Utility Luminaires	40
ProSeries Medium Base (E26) Light Fixtures	41
Octi-Junction Box with Glue-In Hubs.....	42
Utility Light Fixtures for (E26) Lamp Socket.....	43

Junction Boxes	44
Small Space LED Luminaire with Motion Sensor	45
Color Select Small Space LED Luminaire w/ Motion Sensor	45
9-Watt LED Luminaires	46
Lamp Holders.....	47

LANDSCAPE LIGHTING

Landscape LightPost and SplicePost Fixture Fittings.....	49
--	----

PRE-FABRICATED WHIPS

Pre-Fabricated Illumination Control Fixture Whips.....	51
Pre-Fabricated Standard Fixture Whips.....	53
Pre-Fabricated Quikwhip Fixture Whips	54
Pre-Fabricated Health Care Fixture Whips.....	55
Custom Fixture Whips.....	56
Custom Fixture Whip Ordering Guide	57
Pre-Fabricated Metal Clad Whips.....	58
Air Conditioner and Power Equipment Whips.....	59

GROUND BONDING PRODUCTS

PIGTAILS AND POWERTAILS WIRING CONDUCTORS

Ground Bonding PigTails	62
Single and Dual-Gang PigTails.....	63
PowerTails Device Wiring Conductors	64
Ground Bonding PigTail and PowerTail Application Examples	65
Ground Screws and Ground Clips	68
Ground Bonding Jumper Kits	69

SPLICE KITS AND HEAT SHRINK TUBING

SPLICE KITS AND HEAT SHRINK TUBING

UF Cable Splice Kit	72
UF Stretcher Kit	72
Dual Rated Butt Splice Kits.....	73
Heat Shrink Torch	73
Copper Butt Splice Kits.....	74
Splice Kits AWG Chart	74
EV Charging Cable Splice Kit.....	75
Heat Shrink Tubing	76
Heat Shrink Tubing Dimensions.....	78

RESIDENTIAL PRODUCTS

AIR CONDITIONER AND POWER WHIPS

Air Conditioner and Power Equipment Whips.....	82
Power/Appliance Replacement Cords.....	83
Range and Dryer Cords	84
Wall Plate Insulation Gasket	85

PART NUMBER INDEX 86

WARRANTY..... 87

Engineered Products Company (EPCO) offers a broad range of energy efficient and cost-effective lighting solutions for distributors and contractors.

Our products include linear LED luminaires and Fluorescent Light Fixtures, T5 and T8 RetroFit Conversion Kits, LED Temporary Lighting, Utility Lighting, Fixture Whips and Landscape Lighting Fixture Fittings.

LED Linear Luminaires	4
Accessories.....	12
RetroFit Lighting.....	18
Temporary Lighting	28
Utility Lighting	36
Landscape Lighting.....	48
Pre-Fabricated Whips.....	50

LED LINEAR LUMINAIRES

Our standard vapor tight LED luminaires provide high efficacy, no lumen maintenance as well as reliable and durable high performance features. EPCO's luminaires meet all Federal, State, and Local Utility and Co-operative energy efficiency program requirements throughout the United States and Canada.

T5 LED and T8 LED LINEAR LAMP CAPABILITIES

EPCO's linear vapor tight light fixtures using T5 LED and T8 LED Linear Lamps are equally as energy efficient as our LED Strip luminaires and can be operated in any "damp" or "wet" environments. These luminaires are 30 - 40% more efficient than fluorescent lamps. They provide illumination where it is needed, have full dimming capabilities, and are easily integrated with occupancy sensors and other energy-saving lighting controls. The life expectancy of T5 and T8 LED Lamps is not affected by cycling the luminaires on and off.

QUESTIONS?

Call 800.336.1976

Email

sales@engproducts.com

Or Visit engproducts.com

Definition — Wet and Damp Locations

Luminaires installed in wet or damp locations shall be installed such that water cannot enter or accumulate in wiring compartments, lamp holders, or other electrical parts. All luminaires installed in wet locations shall be marked, "Suitable for Wet Locations". All luminaires installed in damp locations shall be marked, "Suitable for Wet Locations" or "Suitable for Damp Locations"

From the 2023 National Electrical Code		Underwriters Laboratories (UL) Definition
A location not normally subjected to dampness or wetness. A location classified as dry may be temporarily subject to dampness or wetness, as in the case of a building under construction	Dry Locations	A location not normally subject to dampness, but may include a location subject to temporary dampness, as in the case of a building under construction, provided ventilation is adequate to prevent an accumulation of moisture.
Locations protected from weather and not subject to saturation with water or other liquids but subject to moderate degrees of moisture. Examples of such locations include partially protected locations under canopies, marquees, roofed pen porches, and like locations, and interior locations subject to moderate degrees of moisture, such as basements, some barns, and some cold storage buildings.	Damp Locations	An exterior or interior location normally or periodically subjected to condensation or moisture in, on, or adjacent to, electrical equipment, and includes partially protected locations.
Installations underground or in concrete slabs or masonry in direct contact with the earth; in locations subject to saturation with water or other liquids, such as vehicle washing areas; and in unprotected locations exposed to weather.	Wet Locations	A location in which water or other liquid can drip, splash, or flow on or against electrical equipment. A wet location luminaire shall be constructed to prevent the accumulation of water on live parts, electrical components, or conductors not identified for use in contact with water.

Correlated Color Temperature Options



3000K
Warm White



4000K
Bright White



5000K
Daylight

The correlated color temperature describes the light appearance provided by a lamp. It is measured in degrees of Kelvin (K) on a scale from 1000K to 10000K. Typically, Kelvin temperatures for commercial and residential lighting applications fall somewhere on a scale from 2000K to 6500K.

General Purpose LED Luminaire

WITH COLOR & WATTAGE-SELECT TECHNOLOGY

Engineered Products Company's (EPCO) General Purpose, Vapor Tight, LED linear luminaires with Color-Select and Wattage-Select technology, enables adjustment to the white color value "on-demand" to emit suitable lighting required for the space where the luminaire will be installed.

Color-select lighting technology allows facility directors and building managers to get multiple uses from an adjustable LED luminaire compared to a "static" one-color temperature luminaire.

Wattage-select technology now available in both the 4 foot (30/40/50W) and 8 foot (60/80/100W) luminaires.



Part Number:
MA-HVP481ECS-30/40/50W

CORRELATED COLOR TEMPERATURE

- 3000K - "Warm White" - Typically found in residential environments.
- 4000K - "Bright White" - Used in residential environments, office buildings, retail spaces, schools/educational buildings, restaurants, production facilities and churches.
- 5000K - "Daylight" - Preferred for lighting applications such as commercial warehouses and storage facilities, parking garages and other exterior lighting where higher lighting output and visibility is required.

BENEFITS

- DLC (Design Lights Consortium) V5.1 Certified
- Provides substantial energy savings.
- Suspend from the ceiling or surface mount to a vertical surface.
- Includes Premium LEDs and a superior quality LED Driver.

FEATURES

- Weatherproof polycarbonate housing and frosted diffuser.
- Cord Grip; ready for immediate wiring.
- Stainless steel latches, mounting brackets, and installation hardware.
Note: For vertical mounting, select hardware appropriate for the surface.
- Integral 0-10 Volt Dimming produces varying light intensity levels for extended multi-purpose lighting solutions.

SPECIFICATIONS

- **Operating Voltage:**
120 - 277 Volts @ 60 Hz
- **Power Consumption:**
4 Ft. 30, 40, 50W | 8 Ft. 60, 80, 100W
- **Correlated Color Temperatures:**
3000K, 4000K, and 5000 K
- **Applications:** Indoor, Outdoor, Wet and Cold
- **Operating Temperature:**
-4°F (-20°C) to 104°F (40°C)
- **Dimensions:**

MA-HVP481ECS-30/40/50W: 47.2" L, 3.8" H, 4.3" W

MA-HVP881ECS-60/80/100W: 94.0" L, 3.8" H, 4.3" W

Catalog Number	UPC Number	Description	Order Unit	Unit Qty	Unit Pkg	Units/Case	TL Case Qty	Min Order Qty	MM Req	Ship Wt (Lbs)
MA-HVP481ECS-30/40/50W	15334	General Purpose LED Luminaire, 4 Foot, Lumen Output 6,500, Color Temperature 3000K, 4000K, 5000K. Wattage Select 30/40/50W. Includes Stainless Steel Latches and Mounting Hardware	EA	1	BN	6	6	6	Yes	13
MA-HVP881ECS-60/80/100W	15338	General Purpose LED Luminaire, 8 Foot, Lumen Output 13,000, Color Temperature 3000K, 4000K, 5000K. Wattage Select 60/80/100W. Includes Stainless Steel Latches and Mounting Hardware	EA	1	BN	4	4	4	Yes	13

SPECIFICATIONS SUBJECT TO CHANGE WITHOUT NOTICE.

UNITS OF MEASURE KEY Order Unit: The Unit to be ordered; Unit Qty: Number of pieces in each Unit; Unit Pkg: Unit Packages contained in the case - Packaging types - BG (Bag), BRL (Barrel), BX (Box), BN (Bulk), PKG (Package), EA (Each), RL (Roll), LB (Pound), C (Hundred), M (Thousand); Units/Case: Unit packages contained in the Case; TL Case Qty: The total number of items in each Master Case; Min Order Qty: The smallest Unit that can be ordered; MM Req: Must order multiples of the Unit in the stated quantities; Ship Wt (Lbs): Total weight of the units per Carton.

LIGHTING PRODUCTS

LED Strip Vapor Tight Luminaires

Available in 28 configurations, (listed on page 7) these Vapor Tight Luminaires provide unparalleled performance, improved efficacy, more lumens per watt, and represent the reliable and sustainable solid-state illumination system solution. For custom options see the part number configurator on page 9.

BENEFITS

- Ready for immediate installation. 100% factory tested before shipping. No contractor callbacks!
- Fast installation saves time and reduces labor cost.
- Two (2) 1/2" trade size knockouts on each end of the luminaire housing accommodate standard conduit fittings.
- Mounting Hardware is available to allow the contractor to pre-install the mounting brackets to the mounting surface without drilling into the luminaire housing.
- Meets the requirements of the 2023 National Electrical Code: Articles 410.10 (A), 410.104 (A), 547.1(A), 547.4, 547.22 and 23.

FEATURES

- Available in 2, 4, or 8 foot lengths.
- Impact resistant acrylic diffuser withstands breakage, lowering replacement and maintenance costs.
- The reinforced fixture housing is rated 5VA-F1 fiberglass and provides rigidity with no deflection.
- Choose captive Acetal (Plastic) or Stainless Steel latches best suited for your application.
- Dimensional Information: See Page 11
- Approximate Ship Weight: 2 Foot, 8lbs | 4 Foot, 13lbs | 8 Foot, 21lbs

SPECIFICATIONS

- **Applications:** Dry, Damp or Wet Environments
- **Operating Voltage:** 120 - 277 Volts @ 60 Hz
- **Amperes:** Varies per model
- **Operating Temperature:**
 - Standard Output and High Output -40° to 131° F (-40° to 55° C)
 - Very High Output -40° to 122° F (-40° to 50° C)
- **Power Factor:** .9 or Higher
- **Industry Certifications:** DLC 5.1 Listed, ETL Listed (Per UL 1598/8750), UL Listed (LED Strip Vapor tights) RoHS Compliant, LM-79 and LM-80 Report
- **Ingress Protection Rating:** IP65, IP66 and IP67
- **Diffuser:** Frosted Smooth Diffuser
- **Warranty:** Five (5) years
- **NEMA 4X:** Luminaires are rated for hose down and splashing of water. Also rated for corrosive agents.



Part Number:
G4LED-FX-S3034

SPECIFICATIONS SUBJECT TO CHANGE WITHOUT NOTICE.

Standard, High Output, and Very High Output LED Luminaires

Fluorescent Lamp Equivalent	Luminaire Model	Length	Type	Designation FX = New Fixture	Correlated Color Temperature (CCT)**	Color Rendering Index (CRI)	Total Wattage	Lumen Output	Luminous Efficacy
2 Foot LED Linear Luminaires									
(3) F17T8	G2LED-FX-S3028*	G2	LED	FX	3000K	80 min.	28	2940	112
(3) F17T8	G2LED-FX-S3528*	G2	LED	FX	3500K	80 min.	28	2971	113
(3) F17T8	G2LED-FX-S4128*	G2	LED	FX	4000K	80 min.	28	3095	118
(3) F17T8	G2LED-FX-S5028*	G2	LED	FX	5000K	80 min.	28	3128	119
4 Foot LED Linear Luminaires									
(2) F32T8	G4LED-FX-S3034*	G4	LED	FX	3000K	80 min.	34	4224	138
(2) F32T8	G4LED-FX-S3534*	G4	LED	FX	3500K	80 min.	34	4268	139
(2) F32T8	G4LED-FX-S4134*	G4	LED	FX	4000K	80 min.	34	4446	145
(2) F32T8	G4LED-FX-S5034*	G4	LED	FX	5000K	80 min.	34	4475	146
(3) F32T8	G4LED-FX-S3051*	G4	LED	FX	3000K	80 min.	51	6045	123
(3) F32T8	G4LED-FX-S3551*	G4	LED	FX	3500K	80 min.	51	6108	124
(3) F32T8	G4LED-FX-S4151*	G4	LED	FX	4000K	80 min.	51	6363	129
(3) F32T8	G4LED-FX-S5051*	G4	LED	FX	5000K	80 min.	51	6392	130
(2) F54T5HO	G4LED-FX-S3059*	G4	LED	FX	3000K	80 min.	59	7494	135
(2) F54T5HO	G4LED-FX-S3559*	G4	LED	FX	3500K	80 min.	59	7572	136
(2) F54T5HO	G4LED-FX-S4159*	G4	LED	FX	4000K	80 min.	59	7888	142
(2) F54T5HO	G4LED-FX-S5059*	G4	LED	FX	5000K	80 min.	59	8031	143
8 Foot LED Linear Luminaires									
(4) F32T8	G8LED-FX-S3068*	G8	LED	FX	3000K	80 min.	68	8448	138
(4) F32T8	G8LED-FX-S3568*	G8	LED	FX	3500K	80 min.	68	8536	139
(4) F32T8	G8LED-FX-S4168*	G8	LED	FX	4000K	80 min.	68	8892	145
(4) F32T8	G8LED-FX-S5068*	G8	LED	FX	5000K	80 min.	68	8950	146
(6) F32T8	G8LED-FX-S30102*	G8	LED	FX	3000K	80 min.	102	12090	123
(6) F32T8	G8LED-FX-S35102*	G8	LED	FX	3500K	80 min.	102	12216	124
(6) F32T8	G8LED-FX-S41102*	G8	LED	FX	4000K	80 min.	102	12726	129
(6) F32T8	G8LED-FX-S50102*	G8	LED	FX	5000K	80 min.	102	12784	130
(4) F54T5HO	G8LED-FX-S30118*	G8	LED	FX	3000K	80 min.	118	14988	135
(4) F54T5HO	G8LED-FX-S35118*	G8	LED	FX	3500K	80 min.	118	15144	136
(4) F54T5HO	G8LED-FX-S41118*	G8	LED	FX	4000K	80 min.	118	15776	142
(4) F54T5HO	G8LED-FX-S50118*	G8	LED	FX	5000K	80 min.	118	16062	143

White: Standard Output. **Operating Temperature:** -40° to 131°F (-40° to 55°C)

Green: High Output. **Operating Temperature:** -40° to 131°F (-40° to 55°C)

Yellow: Very High Output. **Operating Temperature:** -40° to 122°F (-40° to 50°C)

* Indicates 5.1 DLC Certification.

** For Color Temperature Options, see Page 4.

LIGHTING PRODUCTS

T5 LED and T8 LED Vapor Tight Light Fixtures

For high or low ceilings, or for wall mount applications, our domestically manufactured Vapor Tight lighting fixtures are rated for long life, energy efficiency, uniform lumen distribution, improved efficacy and more usable lumens per watt when used in combination with T5 LED or T8 LED lamps. To determine your part number for ordering, see the part number configurator on page 9.

BENEFITS

- Ready for immediate installation. 100% factory tested before shipping. No contractor callbacks!
- Fast installation saves time and reduces labor cost.
- Two (2) 1/2" trade size knockouts on each end of the fixture housing accommodate standard conduit fittings.
- Mounting Hardware is available to allow the contractor to pre-install the mounting brackets to the mounting surface without drilling into the luminaire housing.
- Meets the requirements of the 2023 National Electrical Code: Articles 410.10 (A), 410.104 (A), 547.1 (A), 547.4, 547.22 and 23.

FEATURES

- Light Fixtures available in 4 or 8 foot lengths.
- Impact resistant acrylic diffuser withstands breakage, lowering replacement and maintenance costs.
- Reinforced fixture housing is rated 5VA-F1 fiberglass and provides rigidity with no deflection.
- Choose captive Acetal (Plastic) or Stainless Steel latches best suited for your application.
- Lamps: Accommodates T5 or T8 LED Lamps
- Approximate Ship Weight: 4 Foot, 13lbs | 8 Foot, 21lbs

SPECIFICATIONS

- **Operating Voltage:** 120 - 277 Volts @ 60 Hz
- **Diffuser:** LED Lamps - Smooth | Frosted Diffuser
- **Industry Certifications:** ETL Listed
- **Ingress Protection Rating:** IP65, IP66 and IP67
- **Warranty:** Five (5) years
- **NEMA 4X:** Luminaires are rated for hose down and splashing water. Also rated for corrosive agents.

T8 LED Linear Light Fixture
(Lamps Not Included)



T8 LED Linear Light Fixture
(Lamps Not Included)



SPECIFICATIONS SUBJECT TO CHANGE WITHOUT NOTICE.

LED Strip Vapor Tight Luminaire Part Number Configurator

Luminaire G = Narrow Body	Example Part Number G4LED-FX-S4134-ACMDZ	Options See Page 10
Length 2 = 2 Foot 4 = 4 Foot 8 = 8 Foot		Watts 28 (2 Foot HO) 34 (4 Foot SO) 51 (4 Foot HO) 59 (4 Foot VHO) 68 (8 Foot SO) 102 (8 Foot HO) 118 (8 Foot VHO) <small>SO = Standard HO = High Output VHO = Very High Output</small>
Luminaire Type LED		Color Temperature 30 = 3000K 35 = 3500K 41 = 4000K 50 = 5000K
Luminaire Designation FX = New Fixture		
Application S = Standard		

T5 LED and T8 LED Light Fixture Part Number Configurator*

Light Fixture G = Narrow Body	Example Part Number G4L2-T8LED-ACMP1Z	Options See Page 10
Length 2 = 2 Foot 4 = 4 Foot 8 = 8 Foot		
Lamps L1 = 4 Foot, 1 Lamp L2 = 4 Foot, 2 Lamps L3 = 4 Foot, 3 Lamps L4 = 8 Foot, 4 Lamps L6 = 8 FT, 6 Lamps		Lamp Type T5 LED = Lamp T8 LED = Lamp

* Does not include lamps

LED Luminaire and T5 or T8 LED Lamp Options

Option	Notes
A. 6 Foot Power Cord (PSS6)	Straight Plug, 13 AMP
A1. 8 Foot Twist Lock Power Cord - Black	L5-15P, 120V
A2. 8 Foot Twist Lock Power Cord - Black	L7-15P, 277V
A3. 8 Foot Twist Lock Power Cord - White	L5-15P, 120V
A4. 8 Foot Twist Lock Power Cord - White	L7-15P, 277V
C. Acetal (Plastic) Latches	<u>Not</u> recommended for the following applications: Swimming Pools, Car Washes, Food Processing (because of the cleaning chemicals), or Agriculture (because of the ammonia).
S. Stainless Steel Latches	Withstands extreme temperatures for refrigerator and freezer applications, as well as the chemicals present in car washes. Stainless steel latches are also impervious to acidic conditions making them suitable for use in livestock containment buildings.
D. Dim to Off	Lighting system dimming control dims to off.
E. Emergency LED Backup Driver	Call EPCO Inside Sales for lead time.
L. Luminaire Disconnect	Standard on all Linear Vapor Tight Light Fixtures.
M. Ceiling and Wall Mounting Hardware	Powder Coated (Not NSF approved for food service applications).
M1. Ceiling and Wall Mounting Hardware	Stainless Steel (NSF approved).
M2. 45-Degree Mounting Hardware	45-Degree Angle Stainless Steel (NSF approved).
P. Clear Ribbed Diffuser	Standard for all Fluorescent Light Fixtures.
P1. Frosted Ribbed Diffuser	Standard on T5 LED and T8 LED Lamped Light Fixtures. Available option for Fluorescent Lamp Light Fixtures.
Energy Saving Occupancy Sensor R4. Microwave – On/Off Only R5. Microwave – 0-10V Dimming, 30% R6. Microwave – 0-10V Dimming, 50%	Microwave Sensor: Recommended for ceiling heights 15 feet or lower. The microwave sensor detects the slightest movement in the occupancy zone. Detection is sensed through doors, glass, or thin walls. Note: Long Lead Times.
V. V-Hooks	Used with chain or cable mounting. Two (2) per Package.
Surface Mount Bracket Y (2 foot). Large Bracket Y1 (4 foot). Large and Small Bracket Y2 (4 foot). Large Bracket Y1 (8 foot). Large and Small Bracket Y2 (8 foot). Large and Small Bracket Y3 (8 foot). Large and Small Bracket (2)	Allows installation of a light fixture directly under or over a junction box to surface mount to a ceiling or wall. Provides a water and bug resistant seal protecting the critical area between the junction box's supply conductors and the light fixture. No adhesive sealant or gasket material is required. EPCO will pre-drill a hole in the light fixture housing at designated locations to facilitate pulling the supply conductors from the junction box and into the light fixture housing.
Z. Bulk Packaging	25 or 50 per skid (eliminates individual carton packaging on the job site).

Twist Lock Power Cords

- This locking power cord plug is rated for 120V and 277V circuits. It has a fully molded, low profile ergonomic shape, and is RoHS compliant. The plug body is molded with deeply contoured ridges and a non-slip grip that makes “plug-in” and lock, quick and easy.

Twist Lock Power Cords



Part Number:
TL001



Part Number:
TL001-White

Catalog Number	UPC Number	Description	Order Unit	Unit Qty	Unit Pkg	Units/ Case	TL Case Qty	Min Order Qty	MM Req	Ship Wt (Lbs)
TL001	10196	8 Foot, 13 AMP, 120V, Black, L5-15P	EA	1	BX	1	1	1	No	2
TL002	10197	8 Foot, 13 AMP, 277V, Black, L7-15P	EA	1	BX	1	1	1	No	2
TL001-White	10658	8 Foot, 13 AMP 120V, White, L5-15P	EA	1	BX	1	1	1	No	2
TL002-White	10659	8 Foot, 13 AMP 277V, White, L7-15P	EA	1	BX	1	1	1	No	2

Fixture Housing Latches

- **Acetal (Plastic) Latches:** Provide an exceptional combination of heat resistance, durability and strength over a wide range of ambient temperatures with minimal attachment of airborne particles.
- **Stainless Steel Latches:** These latches can withstand extreme temperatures for refrigerator and freezer applications as well as the chemicals present in car washes. They are also impervious to acidic conditions making them suitable for use in livestock containment buildings.

Acetal Latch
Part Number:
GFF-LC4



Stainless Steel
Part Number:
GFF-L4SS



Catalog Number	UPC Number	Description	Order Unit	Unit Qty	Unit Pkg	Units/ Case	TL Case Qty	Min Order Qty	MM Req	Ship Wt (Lbs)
Linear Luminaire Latches										
GFF-L4C	14240	Acetal (Plastic) Latches, 4 Foot Low Bay Luminaires	BG	8	BG	0	0	8	Yes	1
GFF-L4SS	14239	Stainless Steel Latches, 4 Foot Low Bay or High Bay Luminaires	BG	8	BG	0	0	8	Yes	1
GFF-L8C	14250	Acetal (Plastic) Latches, 8 Foot Low Bay Luminaires	BG	14	BG	0	0	14	Yes	1
GFF-L8SS	14249	Stainless Steel Latches, 8 Foot Low Bay or High Bay Luminaires	BG	14	BG	0	0	14	Yes	1

UNITS OF MEASURE KEY Order Unit: The Unit to be ordered; Unit Qty: Number of pieces in each Unit; Unit Pkg: Unit Packages contained in the case - Packaging types - BG (Bag), BRL (Barrel), BX (Box), BN (Bulk), PKG (Package), EA (Each), RL (Roll), LB (Pound), C (Hundred), M (Thousand); Units/Case: Unit packages contained in the Case; TL Case Qty: The total number of items in each Master Case; Min Order Qty: The smallest Unit that can be ordered; MM Req: Must order multiples of the Unit in the stated quantities; Ship Wt (Lbs): Total weight of the units per Carton.

Mounting Hardware

- **Standard Mounting Hardware (Option MH, see page 10):** Uses two (2) "white" snap-on mounting brackets that attach to the outside edge of the luminaire housing. Suitable for ceiling or wall mount applications but can also be used with chain or cable when using S-Hooks.
- **Stainless Steel Mounting Hardware (Option MHS, see page 10):** Uses two (2) stainless steel snap-on mounting brackets that attach to the outside edge of the luminaire housing. Suitable for ceiling or wall mount applications but can also be used with chain or cable when using S-Hooks.
- **45° Angle Mounting Hardware (Option MH45, see page 10):** Uses two (2) stainless steel snap-on mounting brackets that attach to the outside edge of the luminaire housing.



**Powder Coated
Standard White**
Part Number:
GFF-MH



Stainless Steel:
Part Number:
GFF-MHS



Stainless Steel
Part Number:
GFF-MH45

Catalog Number	UPC Number	Description	Order Unit	Unit Qty	Unit Pkg	Units/ Case	TL Case Qty	Min Order Qty	MM Req	Ship Wt (Lbs)
GFF-MH	14241	Ceiling or Wall Mount, White Powder Coated (Pair)	BG	2	BG	0	0	2	Yes	1
GFF-MHS*	14352	Ceiling or Wall Mount, Stainless Steel (Pair)	BG	2	BG	0	0	2	Yes	1
GFF-MH45*	50005	45° Angle Mount, Stainless Steel (Pair)	BG	2	BG	0	0	2	Yes	1

* National Safety Foundation (NSF) Approved

Acrylic Diffusers

- **Frosted Smooth Diffuser:**
Standard on all LED Vapor Tight Luminaires.
- **Frosted Ribbed Diffuser:**
Standard on all T5 LED or T8 LED Lamp Light Fixtures.
An option on all Fluorescent Light Fixtures.
- 100% Impact Resistant.
- No tools or fasteners required for installation.

Frosted Smooth Diffuser
Part Number: **GFF-DS2**

Frosted Ribbed Diffuser
Part Number: **GFF-DF2**

Catalog Number	UPC Number	Description	Order Unit	Unit Qty	Unit Pkg	Units/ Case	TL Case Qty	Min Order Qty	MM Req	Ship Wt (Lbs)
Frosted Smooth Diffusers										
GFF-DS2	14581	For 2 Foot LED Linear Luminaires	EA	1	BX	5	5	5	Yes	6
GFF-DS4	14582	For 4 Foot LED Linear Luminaires	EA	1	BX	5	5	5	Yes	10
GFF-DS8	14583	For 8 Foot LED Linear Luminaires	EA	1	BX	5	5	5	Yes	14
Frosted Ribbed Diffusers										
GFF-DF2	14452	For 2 Foot LED and Fluorescent Linear Luminaires	EA	1	BX	5	5	5	Yes	5
GFF-DF4	14453	For 4 Foot LED and Fluorescent Linear Luminaires	EA	1	BX	5	5	5	Yes	10
GFF-DF8	14454	For 8 Foot LED and Fluorescent Linear Luminaires	EA	1	BX	5	5	5	Yes	21

UNITS OF MEASURE KEY Order Unit: The Unit to be ordered; Unit Qty: Number of pieces in each Unit; Unit Pkg: Unit Packages contained in the case - Packaging types - BG (Bag), BRL (Barrel), BX (Box), BN (Bulk), PKG (Package), EA (Each), RL (Roll), LB (Pound), C (Hundred), M (Thousand); Units/Case: Unit packages contained in the Case; TL Case Qty: The total number of items in each Master Case; Min Order Qty: The smallest Unit that can be ordered; MM Req: Must order multiples of the Unit in the stated quantities; Ship Wt (Lbs): Total weight of the units per Carton.

Occupancy Sensor

- **Microwave Sensors (Options R4-R6, see page 10):** Recommended for ceiling heights 20 feet or lower. This sensor detects the slightest movement in the occupancy zone. Detection is sensed through doors, glass, or thin walls.
- A cost efficient method in applications such as warehouses, utility buildings, maintenance buildings, storage areas and pedestrian or road tunnels.
- This sensor is pre-set at the factory to: R4 - On/Off only; R5 - 30% Dimming, or R6 - 50% Dimming.
- The sensor energizes the lights when activity is sensed in a room or area, then automatically turns the light off when no activity is sensed after a preset time.
- Only available as a factory-installed option, not sold separately.



**Microwave
Occupancy Sensor**
Option R4-R6.
See Page 10

Chain, Hooks, Tie Wire, and Fixture Hangers

- **Single-Loop Jack Chain:** Supports suspended luminaires and is often required by code in many cities. Available in 10 AWG or 12 AWG, and packaged in convenient 50 and 100 foot boxes.
- **S-Hooks:** Used with Jack Chain to support suspended luminaires. All S-Hooks are plated for lasting durability.
- **Tie Wire:** Used for bundling, supporting, and hanging cable conduit and suspended luminaires. Available in 16 AWG Black Annealed or Galvanized rolls. Also available in 18 AWG Galvanized 30" pre-cut lengths.
- **Top Mount Light Fixture Hangers:** Used when the mounting holes are located on top of a troffer type light fixture.
- **Side Mount Light Fixture Hangers:** Used when the mounting holes are located on the side of a troffer type light fixture.



Jack Chain
Part Number:
JC12B



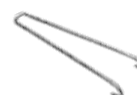
S-Hooks
Part Number:
SH12



Tie Wire
Part Number:
TY16G



Light Fixture Hangers



Side Mount
Part Number:
SMH



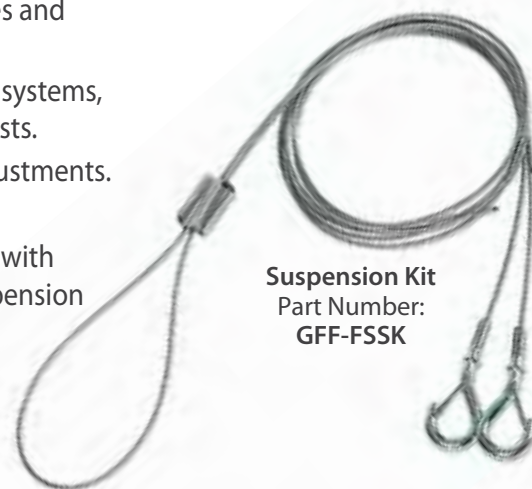
Top Mount
Part Number:
TMH

Catalog Number	UPC Number	Description	Order Unit	Unit Qty	Unit Pkg	Units/ Case	TL Case Qty	Min Order Qty	MM Req	Ship Wt (Lbs)
Single-Loop Jack Chain										
JC10B/100B	10201	10 AWG Bright Jack Chain, 100 Foot per Carton	FT	100	BX	5	500	100	Yes	80
JC12B/100	11703	12 AWG Bright Jack Chain, 100 Foot Spool	FT	100	BX	5	500	100	Yes	45
JC12B/100B	10203	12 AWG Bright Jack Chain, 100 Foot per Carton	FT	100	BX	5	500	100	Yes	45
S-Hooks										
SH10	10251	10 AWG Plated S-Hooks, 1.25" Length	BG	100	BG	10	1000	100	Yes	11
SH12	10252	12 AWG Plated S-Hooks, 1.125" Length	BG	100	BG	10	1000	100	Yes	10
Light Fixture Hangers										
SMH	10726	11 AWG Plated Light Fixture Hangers, Side Mount	BX	100	BX	100	100	100	Yes	5
TMH	10725	10 AWG Plated Light Fixture Hangers, Top Mount	BX	100	BX	100	100	100	Yes	7
Tie Wire										
TY16	10150	16 AWG, Black, 350 Foot Roll	EA	1	BX	20	20	20	Yes	70
TY16G	10152	16 AWG, Galvanized, 350 Foot Roll	EA	1	BX	20	20	20	Yes	70
TY18G	10151	18 AWG, Galvanized, 30" pre-cut Lengths	EA	1	BX	1750	1750	1750	Yes	25
TY18G-50B	12000	18 AWG, Galvanized, 30" pre-cut Lengths, 50 per Bundle	EA	1	BX	35	35	1	No	1

ACCESSORIES

Light Fixture and LED Luminaire Suspension Kit

- Provides tool-less height adjustment when installing our light fixtures and linear luminaires.
- Easily suspends light fixtures, luminaires, signage, mechanical, HVAC systems, and other objects that require suspension from beams, trusses, or joists.
- The suspension kit is maintenance-free and requires no ongoing adjustments.
- Eliminates chain, S-Hooks, threaded rods, or strut support nuts.
- One (1) kit includes: Two (2) 0.0625" x 10 foot galvanized steel cables with two (2) attached spring-loaded steel hooks and two (2) tool-less suspension cable adjustment blocks. Steel Hook Inside Diameter: 0.5".



Suspension Kit
Part Number:
GFF-FSSK

SPECIFICATIONS

- Length: 100" with two (2) 20" Y-cables and two (2) swaged spring-loaded steel hooks with bright nickel plating on Y-cable ends with fuse cut cable to prevent fraying.
- Safe Working Load: 90 lbs. / 45 kg.
- Safety Factor: 5.1

Catalog Number	UPC Number	Description	Order Unit	Unit Qty	Unit Pkg	Units/ Case	TL Case Qty	Min Order Qty	MM Req	Ship Wt (Lbs)
GFF-FSSK	14256	Light Fixture and LED Luminaire Suspension Kit	BG	2	BG	12	12	12	Yes	5

Duct Seal Compound

- Use to seal around junction boxes, flashings, service mast, and cable entries. Excellent adhesive properties for use on wood, glass, aluminum, and steel.
- Asbestos-free, odorless, non-sticky formula can be painted immediately.
- Temperature tolerance: -40°F (-40°C) to 180°F (82°C).
- Meets the requirements of the 2023 National Electrical Code: Article 230.8.



Duct Seal Compound
Part Number:
EPD1



Catalog Number	UPC Number	Description	Order Unit	Unit Qty	Unit Pkg	Units/ Case	TL Case Qty	Min Order Qty	MM Req	Ship Wt (Lbs)
EPD1	10101	Duct Seal: 1 lb. Slug	LB	1	BX	50	50	1	No	1
EPD5	10102	Duct Seal: Package of Five (5) 1 lb. Slugs	LB	5	BX	10	10	5	Yes	5
EPD5B	10105	Duct Seal: 5 lb. Brick	LB	5	BX	10	10	5	No	5

SPECIFICATIONS SUBJECT TO CHANGE WITHOUT NOTICE.

UNITS OF MEASURE KEY Order Unit: The Unit to be ordered; Unit Qty: Number of pieces in each Unit; Unit Pkg: Unit Packages contained in the case - Packaging types - BG (Bag), BRL (Barrel), BX (Box), BN (Bulk), PKG (Package), EA (Each), RL (Roll), LB (Pound), C (Hundred), M (Thousand); Units/Case: Unit packages contained in the Case; TL Case Qty: The total number of items in each Master Case; Min Order Qty: The smallest Unit that can be ordered; MM Req: Must order multiples of the Unit in the stated quantities; Ship Wt (Lbs): Total weight of the units per Carton.

Surface Mount Brackets

- Simplifies installation of a linear luminaire or light fixture directly under a junction box to surface mount to a ceiling.
- Provides a water and bug resistant seal, protecting the critical area between the junction box's supply conductors and the luminaire. No adhesive sealant or gasket material is required.
- Slotted holes simplify and expedite installation.
- Maintains its UL Listing for "wet" location applications.
- Only available as a factory-installed option, not sold separately.
"Option Y" configurations shown below. See page 10 for "Option Y" selections.
- Meets the requirements of the 2023 National Electrical Code:
Article 410.24 (A)(B).

Surface Mount
Bracket
Option Y
See Page 10



Surface Mount Bracket: 2 Foot Linear Luminaire or Light Fixture



Option — Y: Large Bracket

Surface Mount Bracket: 4 Foot Linear Luminaire or Light Fixture



Option — Y1: Large and Small Bracket



Option — Y2: Large Bracket

Surface Mount Bracket: 8 Foot Linear Luminaire or Light Fixture



Option — Y1: Large and Small Bracket



Option — Y2: Large and Small Bracket



Option — Y3: Large and Small Bracket (2)

EPCO’s RetroFit Conversion Kits are recognized as the most cost-effective, energy efficient, and labor saving products for lighting system upgrades.

Our RetroFit Kits are made in the U.S. and comply with the American Recovery and Reinvestment Act (ARRA) and the Buy American Act (BAA). They also allow contractors to participate in Government Sponsored Retrofit Lighting Programs.

Note: Luminaire Quality Metric Reports LM79, LM80 and TM21 are available upon request.

LED RetroFit Kits for Vapor Tight Light Fixtures ... 19

LED RetroFit Kits for Strip-Type Light Fixtures.....21

Magnetic Multi-Purpose LED RetroFit Kits24

T8 LED Fixture Bracket Kits.....25

T8 LED Wiring Harness Kits26

T5 and T8 Fluorescent Fixture Bracket Kits.....27

LED RetroFit Kits for Vapor Tight Light Fixtures

Replace your aging vapor tight luminaires that currently use fluorescent lamps with our LED RetroFit Kits. This retrofit kit eliminates pending ballast failures, lamp flickering, and dimness. The entire gear tray is replaced and you immediately save 10% or more on the light fixture's energy consumption.

BENEFITS

- Retrofitting is less than half the cost compared to replacing the entire light fixture.
- LED RetroFit Kit includes a new, smooth Acrylic Replacement Lens to look like a new LED Luminaire
- Easily installed in the field by a qualified electrician.
- Immediately gain high efficacy and higher lumen output from your lighting system.
- 50,000-hour plus average service life compared to 20,000-hour fluorescent lamps.

FEATURES

- Modular wiring simplifies and expedites supply line connections to the existing lighting system.
- 40% Reduction on energy consumption; Sustainable lower operating costs.
- The long-life LED circuit board is mounted directly to the gear tray for improved thermal dissipation.
- High efficacy, long-life Standard or High Lumen Output (HO) applications.
- LED Driver includes:
 - Auto-compensate feature to ensure "fail safe" operation.
 - Pink and Purple conductors for dimmable lighting controls.
- **Lengths:** Accommodates 4 or 8 Foot fixture housings.

SPECIFICATIONS

- **Power Factor:** .9 or Higher
- **Operating Voltage:**
120 - 277 Volts @ 60 Hz Standard Output and High Output
- **Amperes:** Varies per model
- **Operating Temperature:**
 - **Standard Output and High Output:** -40°F to 131°F (-40°C to 55°C)
 - **Very High Output:** -40°F to 122°F (-40°C to 50°C)
- **Industry Certifications:** ETL Listed (Per UL 1598/8750), RoHS Compliant
- **Warranty:** Five (5) years

LED RetroFit Kit Gear Tray



Note: This LED RetroFit Kit Gear Tray
Will not fit ALP Fixture Housings

Number of Latches



8 Latches (4 foot) or 14 Latches (8 foot):
Will fit EPCO's LED RetroFit Kit



6 Latches (4 foot) or 12 Latches (8 foot):
Will not fit EPCO's LED RetroFit Kit

RETROFIT LIGHTING

Standard, High Output and Very High Output RetroFit LED Luminaire Kits

Luminaire Model	Length	Type	Designation FX = New Fixture	Correlated Color Temperature (CCT)**	Color Rendering Index (CRI)	Total Wattage	Lumen Output	Luminous Efficacy
4-Foot LED Linear Luminaires								
G4LED-RF-S3034	G4	LED	RF	3000K	80 min.	34	4224	138
G4LED-RF-S3534	G4	LED	RF	3500K	80 min.	34	4268	139
G4LED-RF-S4134	G4	LED	RF	4000K	80 min.	34	4446	145
G4LED-RF-S5034	G4	LED	RF	5000K	80 min.	34	4475	146
G4LED-RF-S3051	G4	LED	RF	3000K	80 min.	51	6045	123
G4LED-RF-S3551	G4	LED	RF	3500K	80 min.	51	6108	124
G4LED-RF-S4151	G4	LED	RF	4000K	80 min.	51	6363	129
G4LED-RF-S505*	G4	LED	RF	5000K	80 min.	51	6392	130
G4LED-RF-S3059	G4	LED	RF	3000K	80 min.	59	7494	135
G4LED-RF-S3559	G4	LED	RF	3500K	80 min.	59	7572	136
G4LED-RF-S4159	G4	LED	RF	4000K	80 min.	59	7888	142
G4LED-RF-S5059	G4	LED	RF	5000K	80 min.	59	8031	143
8-Foot LED Linear Luminaires								
G8LED-RF-S3068	G8	LED	RF	3000K	80 min.	68	8448	138
G8LED-RF-S3568	G8	LED	RF	3500K	80 min.	68	8536	139
G8LED-RF-S4168	G8	LED	RF	4000K	80 min.	68	8892	145
G8LED-RF-S5068	G8	LED	RF	5000K	80 min.	68	8950	146
G8LED-RF-S30102	G8	LED	RF	3000K	80 min.	102	12090	123
G8LED-RF-S35102	G8	LED	RF	3500K	80 min.	102	12216	124
G8LED-RF-S41102	G8	LED	RF	4000K	80 min.	102	12726	129
G8LED-RF-S50102	G8	LED	RF	5000K	80 min.	102	12784	130
G8LED-RF-S30118	G8	LED	RF	3000K	80 min.	118	14988	135
G8LED-RF-S35118	G8	LED	RF	3500K	80 min.	118	15144	136
G8LED-RF-S41118	G8	LED	RF	4000K	80 min.	118	15776	142
G8LED-RF-S50118	G8	LED	RF	5000K	80 min.	118	16062	143

White: Standard Output. **Operating Temperature:** -40° to 131°F (-40° to 55°C)

Green: High Output. **Operating Temperature:** -40° to 131°F (-40° to 55°C)

Yellow: Very High Output. **Operating Temperature:** -40° to 122°F (-40° to 50°C)

Vapor Tight Housing Frosted Smooth Diffuser

The Vapor Tight Housing Frosted Smooth Diffuser is an optional accessory and is available in 4 foot and 8 foot lengths.

Note: These diffusers will NOT fit ALP Fixture Housings.



Part Number:
GFF-DS4

Catalog Number	UPC Number	Description	Order Unit	Unit Qty	Unit Pkg	Units/ Case	TL Case Qty	Min Order Qty	MM Req	Ship Wt (Lbs)
Accessories										
GFF-DS4	14582	Vapor Tight Housing - Frosted Smooth Diffuser, 4 Foot	EA	1	BX	5	5	5	No	10
GFF-DS8	14583	Vapor Tight Housing - Frosted Smooth Diffuser, 8 Foot	EA	1	BX	5	5	5	No	21

LED RetroFit Kits for Strip-Type Light Fixtures

Our LED RetroFit Conversion Kits include a complete Gear Tray Assembly to specifically convert older 4 foot and 8 foot T8 or T12 Strip-Type fluorescent light fixtures into energy efficient LED luminaires.

- High quality components and attractive design make the retrofit look like a new LED luminaire at a fraction of the cost.
- Improves the quality, integrity, and sustainability of your lighting system.
- A complete LED lighting system upgrade solution reduces energy consumption and improves energy management.
- Delivers high performance lumen output; no need to purchase a new LED luminaire.
- Provides the contractor with ultimate installation flexibility.
- The LED retrofit conversion kit is fast and easy installation regardless of strip-type fixture brand.

* Installation time for 4 foot LED RetroFit Kit by a Qualified Electrician

BENEFITS

- ETL Listed to UL Standard 1598C.
- DLC 5.1 Listed and approved for 33-Watt and 66-Watt part numbers only.
- Reduced energy consumption up to 40% compared to older fluorescent-based lighting systems.
- High lighting system efficacy.
- 100% tested and certified before shipping ensures out of the box performance.
- Assembled in the United States.

FEATURES

- One-piece construction, compact design, fast and easy installation.
- Integral adjustable installation brackets accommodate 4.25" or 5.0" strip-type fixture housing widths. See Figure 1.
- Available for two (2) or three (3) T8 LED lamps or T8 fluorescent lamps.
- LED Strip Type Kits are available with or without the frosted smooth diffuser to meet your application needs.

**8-10
Minutes
Install
Time ***

RetroFit Conversion Kit
with LED Strip



RetroFit Conversion Kit
for T8 LED Lamps





Figure 1: Adjustable Installation Bracket

BEFORE



AFTER



RETROFIT LIGHTING

SPECIFICATIONS


- **Output Lumens (LED Strip with Diffuser):**
 - 4 Foot Strip-Type Fixture**
 - 33-Watts (3,904 lumens, 127 efficacy)
 - 48-Watts — High Output (4,920 lumens, 98 efficacy)
 - 8 Foot Strip-Type Fixture**
 - 66-Watts (7,808 lumens, 127 efficacy)
 - 96-Watts — High Output (9,840 lumens, 98 efficacy)
- **Operating Voltage:** 120 - 277 Volts @ 60 Hz
- **Amperes:** .3 Amps @ 120V; 4 Foot 33-Watts
.4 Amps @ 120V; 4 Foot 48-Watts
.6 Amps @ 120V; 8 Foot 66-Watts
.8 Amps @ 120V; 8 Foot 96-Watts
- **Power Consumption:** 33- or 48-Watts (4 Foot)
66- or 96-Watts (8 Foot)
- **Correlated Color Temperature:** 4000K or 5000K
- **Total Harmonic Distortion:** 20% or less
- **Protection:** Over voltage, over current, and short circuit
- **Operating Temperature:** -4°F (-20°C) to 122°F (50°C)
- **Dimming Capability:** 0-10V Dimming
- **Applications:** Dry or Damp Locations
- **Certifications:**
 - UL Listed
 - RoHS Compliant
 - ETL Certified
 - DLC 5.1 Listed and Approved (33- and 66-Watts)
 - FCC Part 15 Class B Consumer Limits (33- and 66-Watts)
 - FCC Part 15 Class A Non-Consumer Limits (48- and 96-Watts)
- **Warranty:** Five (5) Years

OPTIONS and ACCESSORIES

- **Frosted Diffuser:** One-piece snap-on, polycarbonate, UV stabilized frosted diffuser provides even lumen distribution and includes two end caps with screws. The 8 Foot Fixture includes two 4 Foot Diffusers, two end caps and a center splice that connects the Diffusers for a complete installation.
- **Magnetic Installation Tool:** Suspension device used to expedite installation of the gear tray assembly. Supports one-person installation when installing 8 Foot Fixtures. Eliminates the use of string, tie wire, nylon straps, or other methods.
- **Emergency LED Backup Driver:** Meets life safety code requirements for emergency illumination; provides 90 minutes of emergency egress lighting. (Order Option E, see page 10).



Snap-on Frosted Diffuser
Shown with included end caps
Part Number: RFK4-LENS











End Caps (2)



Magnetic Installation Tool
Part Number: RFK-Tool

LED RetroFit Kits for Strip-Type Light Fixtures

Catalog Number	UPC Number	Description	Order Unit	Unit Qty	Unit Pkg	Units/ Case	TL Case Qty	Min Order Qty	MM Req	Ship Wt (Lbs)
LED RetroFit Conversion Kits using LED Strip										
*RFK4-LED-3340	14036	4 Foot Gear Tray, 33-Watts, 4000K 	EA	1	BX	1	1	1	No	9
*RFK4-LED-3340-A	14037	4 Foot Gear Tray, 33-Watts, 4000K, with Frosted Diffuser 	EA	1	BX	1	1	1	No	11
*RFK4-LED-3350	14034	4 Foot Gear Tray, 33-Watts, 5000K 	EA	1	BX	1	1	1	No	9
*RFK4-LED-3350-A	14035	4 Foot Gear Tray, 33-Watts, 4000K, with Frosted Diffuser 	EA	1	BX	1	1	1	No	11
**RFK4-LED-4840	14006	4 Foot Gear Tray, 48-Watts, 4000K	EA	1	BX	1	1	1	No	9
**RFK4-LED-4840-A	14007	4 Foot Gear Tray, 48-Watts, 4000K, with Frosted Diffuser	EA	1	BX	1	1	1	No	11
**RFK4-LED-4850	14004	4 Foot Gear Tray, 48-Watts, 5000K	EA	1	BX	1	1	1	No	9
**RFK4-LED-4850-A	14005	4 Foot Gear Tray, 48-Watts, 5000K, with Frosted Diffuser	EA	1	BX	1	1	1	No	11
*RFK8-LED-6640	14030	8 Foot Gear Tray, 66-Watts, 4000K 	EA	1	BX	1	1	1	No	18
*RFK8-LED-6640-A	14031	8 Foot Gear Tray, 66-Watts, 4000K, with Frosted Diffuser 	EA	1	BX	1	1	1	No	21
*RFK8-LED-6650	14032	8 Foot Gear Tray, 66-Watts, 5000K 	EA	1	BX	1	1	1	No	18
*RFK8-LED-6650-A	14033	8 Foot Gear Tray, 66-Watts, 5000K, with Frosted Diffuser 	EA	1	BX	1	1	1	No	21
**RFK8-LED-9640	14028	8 Foot Gear Tray, 96-Watts, 4000K	EA	1	BX	1	1	1	No	18
**RFK8-LED-9640-A	14029	8 Foot Gear Tray, 96-Watts, 4000K, with Frosted Diffuser	EA	1	BX	1	1	1	No	21
**RFK8-LED-9650	14014	8 Foot Gear Tray, 96-Watts, 5000K	EA	1	BX	1	1	1	No	18
**RFK8-LED-9650-A	14015	8 Foot Gear Tray, 96-Watts, 5000K, with Frosted Diffuser	EA	1	BX	1	1	1	No	21
LED RetroFit Conversion Kits for T8 LED Lamps (Lamps not included)										
RFK4-T8LED-L1	14008	4 Foot Gear Tray, for 1 Single-End Powered Lamp	EA	1	BX	1	1	1	No	7
RFK4-T8LED-L1-D	18008	4 Foot Gear Tray, for 1 Dual-End Powered Lamp	EA	1	BX	1	1	1	No	7
RFK4-T8LED-L2-D	18010	4 Foot Gear Tray, for 2 Dual-End Powered Lamps	EA	1	BX	1	1	1	No	7
RFK4-T8LED-L3-D	18009	4 Foot Gear Tray, for 3 Dual-End Powered Lamps	EA	1	BX	1	1	1	No	7
RFK8-T8LED-L2	14012	8 Foot Gear Tray, for 2 Single-End Powered Lamps	EA	1	BX	1	1	1	No	13
RFK8-T8LED-L2-D	18012	8 Foot Gear Tray, for 2 Dual-End Powered Lamps	EA	1	BX	1	1	1	No	13
RFK8-T8LED-L4	14011	8 Foot Gear Tray, for 4 Single-End Powered Lamps	EA	1	BX	1	1	1	No	13
RFK8-T8LED-L4-D	18011	8 Foot Gear Tray, for 4 Dual-End Powered Lamps	EA	1	BX	1	1	1	No	13
RFK8-T8LED-L6	14013	8 Foot Gear Tray, for 6 Single-End Powered Lamps	EA	1	BX	1	1	1	No	13
RFK8-T8LED-L6-D	18013	8 Foot Gear Tray, for 6 Dual-End Powered Lamps	EA	1	BX	1	1	1	No	13
Options and Accessories										
RFK-TOOL	14019	Magnetic Installation Tool	EA	1	BG	2	2	2	Yes	1
RFK4-LENS	14039	4 Foot Frosted Diffuser	EA	1	BX	1	1	1	Yes	2
RFK8-LENS	14038	8 Foot Frosted Diffuser	EA	1	BX	1	1	1	Yes	3

Standard Output. **Operating Temperature:** -40° to 122°F (-40° to 50°C)

High Output. **Operating Temperature: -40° to 122°F (-40° to 50°C)

* Indicates DLC 5.1 Certification.

UNITS OF MEASURE KEY Order Unit: The Unit to be ordered; Unit Qty: Number of pieces in each Unit; Unit Pkg: Unit Packages contained in the case - Packaging types - BG (Bag), BRL (Barrel), BX (Box), BN (Bulk), PKG (Package), EA (Each), RL (Roll), LB (Pound), C (Hundred), M (Thousand); Units/Case: Unit packages contained in the Case; TL Case Qty: The total number of items in each Master Case; Min Order Qty: The smallest Unit that can be ordered; MM Req: Must order multiples of the Unit in the stated quantities; Ship Wt (Lbs): Total weight of the units per Carton.

RETROFIT LIGHTING

Magnetic Multi-Purpose LED RetroFit Kits

Specifically intended for upgrading Vapor Tight Light Fixtures currently using fluorescent lamps and converts them into LED Luminaires.

Note: Can be used for other lighting applications.

These Kits are a premium and affordable retrofit solution to update older 4 or 8 foot Fluorescent Vapor Tight Light Fixtures into LED Luminaires compared to purchasing and installing a new lighting system.

BENEFITS

- Lowers lighting system energy consumption up to 40%.
- Ready to install out of the box.
- Fast installation (approximately 8-10 minutes per Vapor Tight Light Fixture).
- Eliminates the purchase of new light fixtures.
- Complies with local and National energy regulations.
- Meets the requirements of the 2023 National Electrical Code: Article 410.130 (F)(2).
- Warranty: Five (5) Years.

FEATURES

- High Efficiency — 138 Lumens per Watt (lm/W).
- Magnetic Mounting Options for fast field retrofits.
- Attaches directly to the Vapor Tight Light Fixture gear tray.
- 100,000 Hour Rated Life.
- Can be integrated with virtually all lighting systems.
- Existing Vapor Tight Light Fixture gear tray can be used.

SPECIFICATIONS

- **Lumen Output:**
 - 6,800 Lumens (Part Number: G4LED-RF-C5051)
 - 6,732 Lumens (Part Number: G4LED-RF-C4151)
- **Applications:** Dry Locations Only
- **Operating Voltage:** 120 - 277 Volts
- **Amperes:** .5 Amps @ 120V; .3 Amps @ 277V
- **Power Consumption:** 51-Watts
- **Operating Temperature:** -40°F (-40°C) to 131°F (55°C)



**Magnetic Multi-Purpose
LED RetroFit Kit for
Upgrading Vapor Tight
Light Fixtures**
Part Number:
G4LED-RF-C4151

Catalog Number	UPC Number	Description	Order Unit	Unit Qty	Unit Pkg	Units/ Case	TL Case Qty	Min Order Qty	MM Req	Ship Wt (Lbs)
G4LED-RF-C4151	25392	Magnetic Multi-Purpose LED RetroFit Kit for Vapor Tight Light Fixtures, 4000K Color Temperature	EA	1	BX	1	1	1	No	3
G4LED-RF-C5051	25394	Magnetic Multi-Purpose LED RetroFit Kit for Vapor Tight Light Fixtures, 5000K Color Temperature	EA	1	BX	1	1	1	No	3


SPECIFICATIONS SUBJECT TO CHANGE WITHOUT NOTICE.

UNITS OF MEASURE KEY Order Unit: The Unit to be ordered; Unit Qty: Number of pieces in each Unit; Unit Pkg: Unit Packages contained in the case - Packaging types - BG (Bag), BRL (Barrel), BX (Box), BN (Bulk), PKG (Package), EA (Each), RL (Roll), LB (Pound), C (Hundred), M (Thousand); Units/Case: Unit packages contained in the Case; TL Case Qty: The total number of items in each Master Case; Min Order Qty: The smallest Unit that can be ordered; MM Req: Must order multiples of the Unit in the stated quantities; Ship Wt (Lbs): Total weight of the units per Carton.

T8 LED Fixture Bracket RetroFit Kits

- Convert fluorescent strip-type light fixtures using magnetic ballast and upgrade strip-type fixtures to use T8 LED Lamps (not included).
- Available pre-wired with supply line and luminaire disconnect.
- For Single-End Powered or Dual-End Powered Bi-Pin T8 LED Lamps.
- Reuses original fixture housing; requires minimal rewiring.
- Wiring Compartment Cover attaches to the Fixture Bracket Kit using 1/4 Turn Retainer Clips. Available for 4.25" or 5" wide Fixture Housings.

10-12
Minutes
Install
Time *



Pre-Wired, 8 Foot, 4-Lamp
Fixture Bracket Kit
Part Number: 18073

Note: Does not include LED driver.

* Installation time for 4 foot LED RetroFit Kit by a Qualified Electrician

Catalog Number	UPC Number	Description	Order Unit	Unit Qty	Unit Pkg	Units/ Case	TL Case Qty	Min Order Qty	MM Req	Ship Wt (Lbs)
Fixture Bracket Kits for Single-End Powered T8 LED Lamps										
14070	14070	8 Foot, uses four (4) T8 LED Lamps	EA	1	BG	10	10	1	Yes	14
14070B	14072	8 Foot, uses four (4) T8 LED Lamps (BULK)	EA	1	BG	20	20	20	Yes	28
14071	14071	8 Foot, uses two (2) T8 LED Lamps	EA	1	BG	10	10	1	Yes	14
14073	14073	Pre-Wired, 8 Foot, uses four (4) T8 LED Lamps	EA	1	BG	10	10	1	Yes	15
14073B	14075	Pre-Wired, 8 Foot, uses four (4) T8 LED Lamps (BULK)	EA	1	BG	20	20	20	Yes	30
14074	14074	Pre-Wired, 4 Foot, uses two (2) T8 LED Lamps	EA	1	BG	10	10	1	Yes	8
14074B	14078	Pre-Wired, 4 Foot, uses two (2) T8 LED Lamps (BULK)	EA	1	BG	20	20	20	Yes	16
Fixture Bracket Kits for Dual-End Powered T8 LED Lamps										
18070	18070	8 Foot, uses four (4) T8 LED Lamps	EA	1	BG	10	10	1	Yes	14
18070B	18072	8 Foot uses four (4) T8 LED Lamps (BULK)	EA	1	BG	20	20	20	Yes	28
18073	18073	Pre-Wired, 8 Foot, uses four (4) T8 LED Lamps	EA	1	BG	10	10	1	Yes	15
18073B	18075	Pre-Wired, 8 Foot, uses four (4) T8 LED Lamps (BULK)	EA	1	BG	20	20	20	Yes	30
18074	18074	Pre-Wired, 4 Foot, uses two (2) T8 LED Lamps	EA	1	BG	10	10	1	Yes	8
18076	18076	4 Foot, uses two (2) T8 LED Lamps	EA	1	BG	10	10	1	Yes	8
18077	18077	8 Foot, uses two (2) T8 LED Lamps	EA	1	BG	10	10	1	Yes	14
18078	18078	Pre-Wired, 8 Foot, uses two (2) T8 LED Lamps	EA	1	BG	10	10	1	Yes	15
Bundled Fixture Bracket Kits — Include Fixture Bracket, 4.25" Wiring Compartment Cover and 1/4 Turn Retainer Clips										
RBK8-4L-S	11408	Pre-Wired, 8 Foot, uses four (4) Single-End Powered T8 LED Lamps	EA	1	BX	1	1	1	Yes	7
RBK8-2L-S	11409	Pre-Wired, 8 Foot, uses two (2) Single-End Powered T8 LED Lamps	EA	1	BX	1	1	1	Yes	7
RBK4-2L-S	11404	Pre-Wired, 4 Foot, uses two (2) Single-End Powered T8 LED Lamps	EA	1	BX	1	1	1	Yes	6
RBK8-4L-D	11808	Pre-Wired, 8 Foot, uses four (4) Dual-End Powered T8 LED Lamps	EA	1	BX	1	1	1	Yes	7
RBK8-2L-D	11809	Pre-Wired, 8 Foot, uses two (2) Dual-End Powered T8 LED Lamps	EA	1	BX	1	1	1	Yes	7
RBK4-2L-D	11804	Pre-Wired, 4 Foot, uses two (2) Dual-End Powered T8 LED Lamps	EA	1	BX	1	1	1	Yes	6
Accessories										
14079	14079	4 Foot Wiring Compartment Cover, for 5.0" Fixture Housing	EA	1	BX	20	20	1	Yes	19
14080	14080	4 Foot Wiring Compartment Cover, for 4.25" Fixture Housing	EA	1	BX	12	12	1	Yes	17
14085	14085	1/4 Turn Retainer Clips for Wiring Compartment Cover and Reflectors	EA	1	BG	42	42	42	Yes	1


RETROFIT LIGHTING

T8 LED Wiring Harness RetroFit Kits

20+
Minutes
Install
Time *

- Converts older 4 foot or 8 foot T12 or T8 fluorescent light fixtures using magnetic ballast to strip-type fixtures using T8 LED Lamps.
- Pre-wired with supply line conductors and luminaire disconnect.
- For Single-End Powered T8 LED Lamps only.
- Expedites installation time by 50% and provides up to 40% energy reduction.
- Reuses original fixture housing.
- Minimal rewiring on the job site.

4-Lamp Wiring
Harness Kit
Part Number: 14087



Note: Does not include LED driver.

* Installation time for 4 foot LED RetroFit Kit by a Qualified Electrician

Catalog Number	UPC Number	Description	Order Unit	Unit Qty	Unit Pkg	Units/ Case	TL Case Qty	Min Order Qty	MM Req	Ship Wt (Lbs)
Wiring Harness Kits for Single-End Powered T8 LED Lamps										
14087	14087	8 Foot, uses four (4) T8 LED Lamps	EA	1	BG	10	10	10	Yes	5
14088	14088	4 Foot, uses two (2) T8 LED Lamps	EA	1	BG	10	10	10	Yes	5
14089	14089	8 Foot, uses two (2) T8 LED Lamps	EA	1	BG	10	10	10	Yes	5
Accessories										
14079	14079	4 Foot Wiring Compartment Cover, for 5.0" Fixture Housing	EA	1	BX	20	20	20	Yes	19
14080	14080	4 Foot Wiring Compartment Cover, for 4.25" Fixture Housing	EA	1	BX	12	12	12	Yes	17

T8 LED Troffer Wiring Harness RetroFit Kits

- Converts older 2x2 foot or 2x4 foot troffer light fixtures to energy efficient luminaires using T8 LED Lamps.
- Pre-wired with supply line and luminaire disconnect.
- For Single-End Powered T8 LED Lamps only.
- Expedites installation time by 50% and provides up to 40% energy reduction.
- Reuses original fixture housing.
- Minimal rewiring on the job site.

2-Lamp Troffer Wiring
Harness Kit
Part Number: 14082




Note: Does not include LED driver.

Catalog Number	UPC Number	Description	Order Unit	Unit Qty	Unit Pkg	Units/ Case	TL Case Qty	Min Order Qty	MM Req	Ship Wt (Lbs)
Troffer Wiring Harness Kits for Single-End Powered T8 LED Lamps										
14082	14082	4 Foot, uses two (2) T8 LED Lamps	EA	1	BG	10	10	10	Yes	4
14083	14083	4 Foot, uses three (3) T8 LED Lamps	EA	1	BG	10	10	10	Yes	4
14084	14084	4 Foot, uses four (4) T8 LED Lamps	EA	1	BG	10	10	10	Yes	4

UNITS OF MEASURE KEY Order Unit: The Unit to be ordered; Unit Qty: Number of pieces in each Unit; Unit Pkg: Unit Packages contained in the case - Packaging types - BG (Bag), BRL (Barrel), BX (Box), BN (Bulk), PKG (Package), EA (Each), RL (Roll), LB (Pound), C (Hundred), M (Thousand); Units/Case: Unit packages contained in the Case; TL Case Qty: The total number of items in each Master Case; Min Order Qty: The smallest Unit that can be ordered; MM Req: Must order multiples of the Unit in the stated quantities; Ship Wt (Lbs): Total weight of the units per Carton.

T5 and T8 Fluorescent Fixture Bracket RetroFit Kits

- Converts older 4 foot or 8 foot T12 or T8 fluorescent strip-type light fixtures using magnetic ballast to energy efficient T5 LED or T8 LED luminaires.
- Available pre-wired with supply line and WAGO® Connector.
- Expedites installation time by 50% and provides up to 40% energy reduction.
- Reuses original fixture housing.
- Minimal rewiring on the job site.
- Wiring Compartment Cover attaches to the Fixture Bracket Kit using 1/4 Turn Retainer Clips. Available for 4.25" or 5" wide Fixture Housings.
- Specular Reflectors optimize lumen output and are available for 4.25" or 5" wide Fixture Housings.



**Pre-Wired, 8 Foot, 4-Lamp
Fixture Bracket Kit**
Part Number: 14051

WAGO® is a registered Trademark of WAGO Kontakttechnik GmbH & Co. KG. All Rights Reserved.

Catalog Number	UPC Number	Description	Order Unit	Unit Qty	Unit Pkg	Units/ Case	TL Case Qty	Min Order Qty	MM Req	Ship Wt (Lbs)
Fixture Bracket Kits for T5 Fluorescent Lamps										
14060	14060	8 Foot, uses four (4) T5 Fluorescent Lamps	EA	1	BG	10	10	10	Yes	11
14065	14065	8 Foot, uses two (2) T5 Fluorescent Lamps	EA	1	BG	10	10	10	Yes	11
14066	14066	4 Foot, uses two (2) T5 Fluorescent Lamps	EA	1	BG	10	10	10	Yes	6
14067	14067	4 Foot, uses one (1) T5 Fluorescent Lamp	EA	1	BG	10	10	10	Yes	6
Fixture Bracket Kits for T8 Fluorescent Lamps										
14050	14050	8 Foot, uses four (4) T8 Fluorescent Lamps	EA	1	BG	10	10	10	Yes	11
14050B	14052	8 Foot, uses four (4) T8 Fluorescent Lamps (BULK)	EA	1	BG	20	20	20	Yes	23
14051	14051	Pre-Wired, 8 Foot, uses four (4) T8 Fluorescent Lamps with WAGO Connector	EA	1	BG	10	10	10	Yes	12
14051B	14053	Pre-Wired, 8 Foot uses four (4) T8 Fluorescent Lamps with WAGO Connector (BULK)	EA	1	BG	20	20	20	Yes	24
14055	14055	8 Foot, uses two (2) T8 Fluorescent Lamps	EA	1	BG	10	10	10	Yes	11
14056	14056	Pre-Wired, 8 Foot, uses two (2) T8 Fluorescent Lamps with WAGO Connector	EA	1	BG	10	10	10	Yes	11
14090	14090	4 Foot, uses two (2) T8 Fluorescent Lamps	EA	1	BG	10	10	10	Yes	6
Accessories										
14079	14079	4 Foot Wiring Compartment Cover, for 5.0" Fixture Housing	EA	1	BX	20	20	20	Yes	19
14080	14080	4 Foot Wiring Compartment Cover, for 4.25" Fixture Housing	EA	1	BX	12	12	12	Yes	17
14085	14085	1/4 Turn Retainer Clips for Wiring Compartment Cover and Reflectors	EA	1	BG	42	42	42	Yes	1

UNITS OF MEASURE KEY Order Unit: The Unit to be ordered; Unit Qty: Number of pieces in each Unit; Unit Pkg: Unit Packages contained in the case - Packaging types - BG (Bag), BRL (Barrel), BX (Box), BN (Bulk), PKG (Package), EA (Each), RL (Roll), LB (Pound), C (Hundred), M (Thousand); Units/Case: Unit packages contained in the Case; TL Case Qty: The total number of items in each Master Case; Min Order Qty: The smallest Unit that can be ordered; MM Req Must order multiples of the Unit in the stated quantities; Ship Wt (Lbs): Total weight of the units per Carton.

TEMPORARY LIGHTING

Whether the application is new or retrofit construction, high quality, temporary LED lighting is necessary and required by the Occupational Safety and Health Organization (OSHA).

For the safety and productivity of all trade workers, as well as improving the overall quality of the completed work, many electrical contractors choose EPCO's high lumen output temporary LED luminaires and LED CordLights.

TIGER XL Temporary LED Luminaires.....	29
TIGER Temporary LED Luminaire Series	30
TIGER Economy Pack Temporary LED Luminaires	31
TIGRESS Prefab Temporary LED Light Fixtures.....	32
TIGRESS Multi-Lamp Customizable Light Fixtures.....	33
TIGERcub Temporary LED Luminaires	34
Tripod Stand for TIGER LED Luminaires	34
LED CordLights	35
Magnetic Suspension Hanger	35
Deluxe CordLights	36
Economy CordLights.....	36
CordLight Accessories	37

TIGER™ XL Temporary LED Luminaires

EPCO's TIGER XL Temporary LED Luminaires are low-cost, energy-efficient lighting solutions, for use in construction and retrofit lighting projects.

ATTRIBUTES

- ETL listed for dual voltage flexibility! Ability to operate on a 120 - 277 volt circuit; provides the contractor with the ultimate flexibility on the job site.
- High lumen output of 15,000 Lumens @ 100-Watts and 22,500 Lumens @ 150-Watts.
- Only P/N 15748 is IP66 rated and can be used in wet locations.
- 6/3 SJTW 35-Ft power and connectivity cord (P/N 15738 & 15748), 14/3 SJTW 35-Ft cord (P/N 15739 distributes higher lumen output over a broad job site area to improve productivity.
- Less labor required to hang and suspend up to four TIGER XL luminaires (maximum) over the job site.

BENEFITS

- Lumen output: P/N 154738 & 15748: 15,000 @ 100W; P/N 15739: 22,500 @ 150W.
- Lumen Distribution: 360 degrees - outward and down.
- Impact Resistant: If dropped, luminaire continues to operate with no degradation in lumen output.

FEATURES

- No assembly required! Ready to use out of the box.
- "Snap-Lock" hang hook expedites job site installation, folds flat for storage or transportation to the next job site.
- Required maintenance: None.
- Power cord power and connectivity configuration:
 - **Primary Power:** 1-Foot, pre-stripped pigtail is hard-wired directly into a 120 - 277 volt circuit.
 - **Secondary:** 16/3 or 14/3 35-Foot power and connectivity cord powers additional TIGER XL Temp LED Luminaires.
 - 120V Max Linkage: Four (4) units
 - 277V Max Linkage: Seven (7) units



Part Number:
15738



Part Number:
15739



Part Number:
15748

- **Correlated Color Temperature:** 5000K
- **Color Index:** 80 (non-dimmable)
- **Applications:**
 - P/N 15738, 15739: Dry or Damp Locations
 - P/N 15748: Wet Locations
- **Operating Temperature:** -4°F (-20°C) to 104°F (40°C)
- **Warranty:** Five (5) Years

Catalog Number	UPC Number	Description	Order Unit	Unit Qty	Unit Pkg	Units/ Case	TL Case Qty	Min Order Qty	MM Req	Ship Wt (Lbs)
15738	15738	TIGER XL, 100-Watt Temporary LED Luminaire, 15,000 Lumen Output, 16/3, 35 Foot SJTW Round Cord	EA	1	BX	4	4	1	No	10
15739	15739	TIGER XL, 150-Watt Temporary LED Luminaire, 22,500 Lumen Output, 14/3 35 Foot SJTW Round Cord	EA	1	BX	4	4	1	No	12
15748	15748	IP66 TIGER XL, 100-Watt Temporary LED Luminaire, 15,000 Lumen Output, 16/3 35 Foot SJTW Round Cord	EA	1	BX	4	4	1	No	10

TEMPORARY LIGHTING

TIGER™ Temporary LED Luminaires

Engineered Products Company's (EPCO) TIGER Temporary LED Luminaire is a low cost, energy efficient lighting solution for use in high and low bay lighting applications.

BENEFITS

- No assembly required! Ready to use out of the box.
- Compact size; impact and shock resistant.
- Meets 2023 National Electrical Code: Articles 410.62 (B and C), and 410.64 (C).
- Warranty: Five (5) Years.

FEATURES

- Omni-directional lumen output; directs 100% of the light outward and downward.
- Highest lumen output to weight ratio on the market.
- Ergonomic comfort handle facilitates transportation on the job site.
- "Snap-Lock" Hang Hook expedites installation.
- Integral security Lock-Hold™ in the comfort handle accommodates a 5/16" padlock shackle; provides theft protection for your LED luminaire.
- Heavy-duty welded Lamp Guard with white powder-coat finish.

SPECIFICATIONS

- **Correlated Color Temperature:** 5000K
- **Operating Voltage:** 120V
- **Amperes:** Part Number 15735 - 1.2 Amps
Part Number 15736 - .7 Amps
Part Number 15737 - 1.7 Amps
- **Power Consumption:** 150-, 100-, or 60-Watts
- **Applications:** Dry or damp environments
- **Operating Temperature:** -4°F (-20°C) to 104°F (40°C)
- **Power Cord:** 8 Ft 18 AWG SJTW Round Cord



One application for Temporary Lighting

Catalog Number	UPC Number	Description	Order Unit	Unit Qty	Unit Pkg	Units/ Case	TL Case Qty	Min Order Qty	MM Req	Ship Wt (Lbs)
15735	15735	100-Watt, 12,500 Lumens	EA	1	BX	4	4	4	Yes	19
15736	15736	60-Watt, 7,200 Lumens	EA	1	BX	4	4	4	Yes	15
15737	15737	150-Watt, 18,750 Lumens	EA	1	BX	4	4	4	Yes	21

SPECIFICATIONS SUBJECT TO CHANGE WITHOUT NOTICE.

UNITS OF MEASURE KEY Order Unit: The Unit to be ordered; Unit Qty: Number of pieces in each Unit; Unit Pkg: Unit Packages contained in the case - Packaging types - BG (Bag), BRL (Barrel), BX (Box), BN (Bulk), PKG (Package), EA (Each), RL (Roll), LB (Pound), C (Hundred), M (Thousand); Units/Case: Unit packages contained in the Case; TL Case Qty: The total number of items in each Master Case; Min Order Qty: The smallest Unit that can be ordered; MM Req: Must order multiples of the Unit in the stated quantities; Ship Wt (Lbs): Total weight of the units per Carton.

TIGER™ Economy Pack Temporary LED Luminaires

Engineered Products Company's (EPCO) TIGER Economy Pack LED Temporary Luminaire is a 4-pack cost-effective, energy efficient, temporary LED lighting solution for construction sites, renovation, or short-term maintenance tasks. Our high quality, high performance, reliable, and durable 100-watt or 150-watt LED luminaire provides 360 degrees of illumination.

BENEFITS

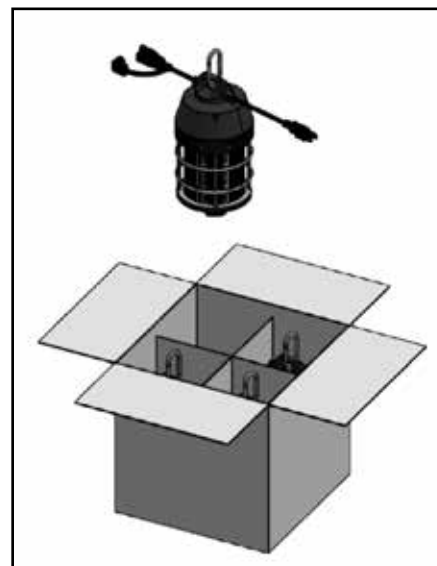
- No assembly required! Ready to use out of the box.
- Meets 2023 National Electrical Code: Articles 410.62 (B and C), and 410.64 (C).
- Warranty: Three (3) Years.

FEATURES

- Omni-directional lumen output; directs 100% of the light outward and downward.
- Stainless steel carabiner for fast installation.
- Cord-in/cord-out design for daisy-chaining.
- Packaged with 4 units per carton only. No individual packaging.*

SPECIFICATIONS

- **Correlated Color Temperature:** 5000K
- **Operating Voltage:** 120V
- **Amperes:** Part Number 15761 - 1.2 Amps
Part Number 15762 - 1.7 Amps
- **Power Consumption:** 100- and 150-Watts
- **Applications:** Dry or damp environments
- **Daisy Chain Capability:** Up to six (6) units can be daisy chained for both part numbers.
- **Operating Temperature:** -4°F (-20°C) to 104°F (40°C)
- **Power Cord:** 120V 3-Prong 6 Ft 18 AWG SJTW Round Cord with NEMA 5-15 plug and receptacle



*We will not break case carton quantities.

Catalog Number	UPC Number	Description	Order Unit	Unit Qty	Unit Pkg	Units/ Case	TL Case Qty	Min Order Qty	MM Req	Ship Wt (Lbs)
15761	15761	100-Watt, 12,000 Lumens	EA	1	BX	4	4	4	Yes	20
15762	15762	150-Watt, 18,000 Lumens	EA	1	BX	4	4	4	Yes	24

SPECIFICATIONS SUBJECT TO CHANGE WITHOUT NOTICE.

UNITS OF MEASURE KEY Order Unit: The Unit to be ordered; Unit Qty: Number of pieces in each Unit; Unit Pkg: Unit Packages contained in the case - Packaging types - BG (Bag), BRL (Barrel), BX (Box), BN (Bulk), PKG (Package), EA (Each), RL (Roll), LB (Pound), C (Hundred), M (Thousand); Units/Case: Unit packages contained in the Case; TL Case Qty: The total number of items in each Master Case; Min Order Qty: The smallest Unit that can be ordered; MM Req: Must order multiples of the Unit in the stated quantities; Ship Wt (Lbs): Total weight of the units per Carton.

TEMPORARY LIGHTING

TIGRESS™ Prefab Temporary LED Light Fixtures

The TIGRESS™ Prefab Temporary LED Light is infinitely configurable and the ultimate tool for lighting any jobsite.

FEATURES

- Includes two 1/2" trade size knockouts.
- Compatible with Junior Service Cord, NM-B cable, MC cable, and FMC whips when used with a suitable connector.
- 3-conductor lever nut connectors allow for fast, tool-free terminations.
- High efficiency LEDs.
- Stainless steel carabiner for fast installation.
- Durable, Stainless steel cage.

SPECIFICATIONS

- **Correlated Color Temperature:** 5000K
- **Operating Voltage:** 120-277V
- **Power Consumption:** 100-, or 150-Watts
- **Applications:** Dry or damp environments
- **Warranty:** Five (5) Years
- **Lumen Output:** Part Number 15742 - 15,000 lumens
Part Number 15743 - 22,500 lumens
- 1/2" Trade Size Knockouts (2X).
- Junior Service Cord, NM-B cable, MC cable, FMC wiring capability.



Part Number:
15742



Part Number:
15743



3-conductor
lever nut
connectors



Shown with
Junior Service
Cord



Shown with
NM-B cable



Shown with
FMC

Catalog Number	UPC Number	Description	Order Unit	Unit Qty	Unit Pkg	Units/ Case	TL Case Qty	Min Order Qty	MM Req	Ship Wt (Lbs)
15742	15742	TIGRESS Prefab Temporary LED Light Fixture: 100W, 120-277V, 15,000 Lumens, 5000K, 150 LPW	EA	1	BX	4	4	1	No	5
15743	15743	TIGRESS Prefab Temporary LED Light Fixture: 150W, 120-277V, 22,500 Lumens, 5000K, 150 LPW	EA	1	BX	4	4	1	No	6

SPECIFICATIONS SUBJECT TO CHANGE WITHOUT NOTICE.

UNITS OF MEASURE KEY Order Unit: The Unit to be ordered; Unit Qty: Number of pieces in each Unit; Unit Pkg: Unit Packages contained in the case - Packaging types - BG (Bag), BRL (Barrel), BX (Box), BN (Bulk), PKG (Package), EA (Each), RL (Roll), LB (Pound), C (Hundred), M (Thousand); Units/Case: Unit packages contained in the Case; TL Case Qty: The total number of items in each Master Case; Min Order Qty: The smallest Unit that can be ordered; MM Req: Must order multiples of the Unit in the stated quantities; Ship Wt (Lbs): Total weight of the units per Carton.

TIGRESS™ Multi-Lamp Customizable Light Fixtures

Engineered Products Company's TIGRESS Multi-Lamp Temporary Light Fixture with LED Lamps is a low cost, energy efficient lighting solution that is highly functional for use in low, medium, and high bay lighting applications and a recommended alternative to metal halide luminaires.

BENEFITS

- Suitable for use in Dry or Damp Environments.
- Cost effective, virtually no maintenance.
- Compact size and balanced construction for easy handling.
- Pre-installed "Snap-Lock" Hang Hook expedites installation to virtually any structure (e.g., rebar, steel, plastic pipe, or copper tubing).

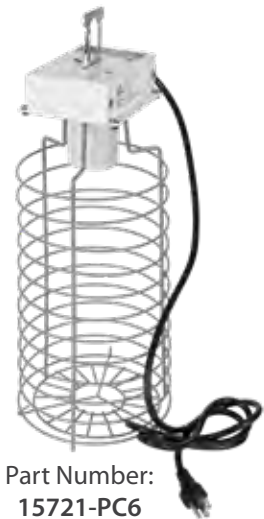
FEATURES

- Available in six (6) standard configurations with or without an LED Corn Cob Lamp and with or without a Power Cord.
- Rugged and durable steel housing with high-visibility powder coated finish. Includes 11-Gauge Wire Safety Cage.
- Four (4) ½" trade size knockouts on both sides of the power head to provide conduit access and facilitate "daisy-chaining" light fixtures.
- Accommodates any E39 mogul-base self-ballasted lamp.

Note: The intended use lamp must match the voltage! Example: If you select a high lumen LED Lamp for lighting larger spaces such as showrooms, warehouses, and other commercial applications you must ensure the lamp can handle the "selected" voltage. Voltage requirements can be found on the lamp's specifications sheet.

SPECIFICATIONS

- **Available Configurations:** With or without an LED Lamp.
- **Power Cord Type:** 6 Foot, 16/3 SJT.
- **Applications:** Dry or damp environments.
- **LED Lamps (optional):** 5000K, available with 10,000, 15,000, or 20,000 Lumens.
- **Multi-Input Voltage Range:** 120 - 277 Volts @60/50 Hz.



Part Number:
15721-PC6



Part Number:
15721



Catalog Number	UPC Number	Description	Order Unit	Unit Qty	Unit Pkg	Units/ Case	TL Case Qty	Min Order Qty	MM Req	Ship Wt (Lbs)
15721	15721	TIGRESS Multi-Lamp Temporary Light Fixture	EA	1	BX	1	1	1	No	6
15721-PC6	15797	TIGRESS Multi-Lamp, with 6 Foot SJT 16/3 Cord	EA	1	BX	1	1	1	No	6

SPECIFICATIONS SUBJECT TO CHANGE WITHOUT NOTICE.

UNITS OF MEASURE KEY Order Unit: The Unit to be ordered; Unit Qty: Number of pieces in each Unit; Unit Pkg: Unit Packages contained in the case - Packaging types - BG (Bag), BRL (Barrel), BX (Box), BN (Bulk), PKG (Package), EA (Each), RL (Roll), LB (Pound), C (Hundred), M (Thousand); Units/Case: Unit packages contained in the Case; TL Case Qty: The total number of items in each Master Case; Min Order Qty: The smallest Unit that can be ordered; MM Req: Must order multiples of the Unit in the stated quantities; Ship Wt (Lbs): Total weight of the units per Carton.

TEMPORARY LIGHTING

TIGERcub™ Temporary LED Luminaires

BENEFITS

- No assembly required! Ready to use out of the box, small size, light weight.
- Lower power consumption and significant energy savings for 24 hour a day usage compared to other temporary LED luminaires.
- No lamp maintenance required.
- Minimum operating temperature -4°F (-20°C) to 104°F (40°C)
- Meets 2023 National Electrical Code Article 410.62(B)(C) and 410.64 (C).
- Meets OSHA Compliance Standard 1926.56(a) for Temporary Lighting: 30-foot spacing for minimum of 5-foot-candles.

SPECIFICATIONS

- **Correlated Color Temperature:** 5000K
- **Lumen Output:** Part Number 15722 - 13,000 lumens;
Part Number 15723 - 22,500 lumens
- **Operating Voltage:** 120V
- **Amperes:** Part Number 15722 - 1.1 Amps; Part Number 15723 - 1.6 Amps
- **Power Consumption:** 100-, or 150-Watts
- **Applications:** Dry or damp environments
- **Power Cord:** 5 Ft 18 AWG SJTW Round Cord with NEMA 5-15 Plug and Receptacle.
- **Warranty:** 5 Years



100-Watt
Part Number:
15722



150-Watt
Part Number:
15723



Tripod Stand for TIGER™ XL, TIGER™, & TIGERcub™ LED Luminaires

EPCO's single-point Tripod Stand holds the luminaire in a fixed position for floor or ground-based lighting applications.

BENEFITS

- Expedites job site productivity when working in areas where ground or floor lighting is needed.
- Suitable for use indoors or outdoors.
- 40" footprint provides a stable, solid and balanced platform for the luminaire's weight.
- Two (2) locking sections support up to 22 lbs. Example: TIGER 150-Watt LED Luminaire weight - 5 lbs.
- One (1) Year Warranty



Tripod Stand
Part Number:
TEMPLIGHT-TP

Compatible with the
TIGER XL, TIGER, and
TIGERcub.

Shown with TIGER XL
Temporary
LED Luminaire

Catalog Number	UPC Number	Description	Order Unit	Unit Qty	Unit Pkg	Units/Case	TL Case Qty	Min Order Qty	MM Req	Ship Wt (Lbs)
15722	15722	TIGERcub LED: 100-Watt, 13,000 Lumens	EA	1	BX	4	4	1	No	6
15723	15723	TIGERcub LED: 150-Watt, 22,500 Lumens	EA	1	BX	4	4	1	No	7
TEMPLIGHT-TP	15741	Tripod Stand for TIGER XL, TIGER, & TIGERcub LED Luminaires	EA	1	BX	1	1	1	No	6

SPECIFICATIONS SUBJECT TO CHANGE WITHOUT NOTICE.

UNITS OF MEASURE KEY Order Unit: The Unit to be ordered; Unit Qty: Number of pieces in each Unit; Unit Pkg: Unit Packages contained in the case - Packaging types - BG (Bag), BRL (Barrel), BX (Box), BN (Bulk), PKG (Package), EA (Each), RL (Roll), LB (Pound), C (Hundred), M (Thousand); Units/Case: Unit packages contained in the Case; TL Case Qty: The total number of items in each Master Case; Min Order Qty: The smallest Unit that can be ordered; MM Req: Must order multiples of the Unit in the stated quantities; Ship Wt (Lbs): Total weight of the units per Carton

LED CordLights™

LED CordLights are an energy efficient, labor saving alternative to traditional string lights. Constructed of heavy-duty 18/2 or 18/3 SJTW round cord and available in 50 or 100 foot lengths, these CordLights are ETL Listed, comply with UL Standard 153 for Portable Electric Luminaires and are suitable for a variety of temporary construction lighting applications.

**Install
Time
7 Minutes!**

BENEFITS

- Each LED module produces 5000K white light, Beam Angle: 120°.
- Easy installation and no lamps to replace, linkable.
- Reduced energy costs with minimal power draw.
- Tested for optimal performance, durability, and reliability.
- Suitable for damp and wet locations.
- IP65 Weather-resistant LED Modules resist dust and rain.
- Meets the requirements of the 2023 National Electrical Code: Article 590.4(E, F, & J).
- Warranty: Three (3) Years (All LED CordLights).

FEATURES

- Commercial grade, high-power LEDs.
- Voltage: 120V plug and receptacle
- Available in 50 or 100 Foot lengths.
- 10 Foot spacing between LED Modules.
- Constructed of heavy duty 18/2 or 18/3 SJTW round cord.
- Includes carabiner coupling link to expedite installation.

SPECIFICATIONS

- Correlated Color Temperature:** 5000K
- Voltage:** 120V
- Applications:** Damp or Wet Environments
- Length:** 50 Foot or 100 Foot
- Operating Temperature:** -4°F (-20°C) to 104°F (40°C)
- Power Cord:** Heavy-duty 18/2 or 18/3 SJTW



**Standard Lumen Output
LED CordLights
1,500 Lumens/Module
Part Number: 16145**



**Standard Lumen Output
LED CordLights
1,600 Lumens/Module
Part Numbers: 16140 and 16143**



**Magnetic Suspension
Hanger
Part Number:
CordLight-MH**



**High Lumen Output LED CordLights
2,000 Lumens/Module
Part Number: 16050**

Catalog Number	UPC Number	Description	Order Unit	Unit Qty	Unit Pkg	Units/Case	TL Case Qty	Min Order Qty	MM Req	Ship Wt (Lbs)
16140	16140	LED CordLights: 100 Ft Length, Standard Output, 16,000 Lumens	EA	1	BX	2	2	1	No	9
16143	16143	LED CordLights: 100-Ft Length, 18/3, Standard Output, 16K Lumens	EA	1	BX	2	2	1	No	9
16145	16145	LED CordLights: 50 Ft Length, Standard Output, 7,500 Lumens	EA	1	BX	4	4	1	No	5
16050	16050	LED CordLights: 100 Ft Length, High Output, 20,000 Lumens	EA	1	BX	2	2	1	No	11
CORDLIGHT-MH	16049	Magnetic Suspension Hangers (5 pieces)	EA	1	BG	1	1	1	No	1

SPECIFICATIONS SUBJECT TO CHANGE WITHOUT NOTICE.

UNITS OF MEASURE KEY Order Unit: The Unit to be ordered; Unit Qty: Number of pieces in each Unit; Unit Pkg: Unit Packages contained in the case - Packaging types - BG (Bag), BRL (Barrel), BX (Box), BN (Bulk), PKG (Package), EA (Each), RL (Roll), LB (Pound), C (Hundred), M (Thousand); Units/Case: Unit packages contained in the Case; TL Case Qty: The total number of items in each Master Case; Min Order Qty: The smallest Unit that can be ordered; MM Req: Must order multiples of the Unit in the stated quantities; Ship Wt (Lbs): Total weight of the units per Carton.

TEMPORARY LIGHTING

Deluxe CordLights™

Intended for construction job sites.

Lamp sockets feature rigid-mounted eyelets for hooks or wire to expedite hanging.

Patented snap-on, snap-off fitting enables quick replacement if the Safety Cage becomes damaged. Safety Cage clasp easily facilitates bulb changes.

Meets the requirements of the 2023 National Electrical Code: Article 590.4(E)(F)(J).

SPECIFICATIONS

10 sockets and cages with 10 foot spacing

100 FT SJTW Round Cord

Compatible with LED, CFL, and incandescent bulbs



Deluxe CordLight
Part Number:
16010

Lamps Not Included

Single Lamp Light Kit
Part Numbers:
16024 and 16025

Economy CordLights™

Constructed with durable 14/2, 14/3, and 12/3 SJTW round cord, these string lights have a 60°C (140°F) temperature rating. They're ETL certified for temporary lighting, making them ideal for a wide range of construction lighting needs.

Available with bulbs (16410) and no bulbs (16400, 16420, 16425, 16453, and 16454).

16410 comes with A19 LED bulbs, 1100 lumen, 12-watt, 5000K.

Compatible with LED, CFL, and incandescent bulbs.

10 sockets and cages with 10-foot spacing for 100-ft.

5 sockets and cages with 10-foot spacing for 50-ft.

100 FT 14/2, 14/3, and 12/3 SJTW cord. 12/3 available in 50-ft.

2- or 3-wire plug and receptacle ends.

ETL certified.

NEC compliant.

Clamp-on cage: metal or plastic.

Suitable for indoor or outdoor use.

Warranty: One (1) Year.



**NEMA 120V Plug
and 5-15
Receptacle**



**14/2 Plug &
Receptacle ends**



**Part Number:
16420 and
16425**



**14/2 SJTW Cord
with Bulb, Part
Number: 16410**



**12/3 SJTW Cord
Part Number:
16453**

Catalog Number	UPC Number	Description	Order Unit	Unit Qty	Unit Pkg	Units/ Case	TL Case Qty	Min Order Qty	MM Req	Ship Wt (Lbs)
CordLights										
16010	16010	Deluxe CordLights: 14/2 SJTW Round Cord (no plug)	EA	1	BX	1	1	1	No	13
16024	16024	Single Lamp Light Kit: No Lamp	EA	1	BX	1	12	1	No	5
16025	16025	Single Lamp Light Kit: Includes LED Lamp	EA	1	BX	1	12	1	No	5
16100	16100	Safety Cage for Deluxe CordLights (Yellow) 16010, 16023	EA	1	BX	10	10	10	Yes	1
16110	16110	Safety Cage for Insulation Piercing Lamp Socket (Yellow)	EA	1	BX	10	10	10	Yes	1
16400	16400	Economy CordLights: 100-ft, 14/2, 10 sockets and cages, plug and receptacle, No Lamp	EA	1	BX	1	1	1	No	12
16410	16410	Economy CordLights: 100-ft, 14/2, 10 sockets and cages, plug and receptacle, 10 LED Lamps	EA	1	BX	1	1	1	No	13
16453	16453	Economy CordLights: 12/3 SJTW Round Cord with plug, No Lamp	EA	1	BX	1	1	1	No	19
16454	16454	Economy CordLights: 14/3 SJTW Round Cord with plug & receptacle, No Lamp	EA	1	BX	1	1	1	No	19
16104	16104	Replacement Cage for P/N's 16400 & 16410, 16453, 16454.	EA	1	BX	10	10	10	No	1
16420	16420	Economy CordLights: 100-ft, 12/3, 10 sockets & metal cages, plug & receptacle.	EA	1	BX	1	1	1	No	20
16425	16425	Economy CordLights: 50-ft, 12/3, 5 sockets & metal cages, plug & receptacle.	EA	1	BX	1	1	1	No	10

Accessories

Single Lamp Light Kit: A low-cost temporary lighting solution that fits within your budget for small construction, renovation, maintenance and repair services.

Pigtail Lamp Socket: A patented "snap-off, snap-on" fitting on the lamp socket enables quick replacement if the Safety Cage becomes damaged; 6" leads, pre stripped 5/8"; Suitable for indoor or outdoor use.

Insulation Piercing Lamp Socket: Integrally designed terminals and contacts provide a super electrical connection used with 12 or 14 AWG stranded wire; No cutting, stripping, wire nuts, or soldering required.



Pigtail Lamp Sockets
Part Number:
16023

Insulation Piercing Lamp Socket
Part Number:
16022

Catalog Number	UPC Number	Description	Order Unit	Unit Qty	Unit Pkg	Units/ Case	TL Case Qty	Min Order Qty	MM Req	Ship Wt (Lbs)
Accessories										
16022	16022	Insulation Piercing Lamp Socket	EA	5	BG	0	0	5	Yes	1
16023	16023	Pigtail Lamp Socket: 6" Leads	EA	5	BG	0	0	5	Yes	1
16100	16100	Safety Cage for Deluxe CordLights (Yellow)	EA	1	BX	10	10	10	Yes	1
16110	16110	Safety Cage for Insulation Piercing Lamp Socket (Yellow)	EA	1	BX	10	10	10	Yes	1

SPECIFICATIONS SUBJECT TO CHANGE WITHOUT NOTICE.

UNITS OF MEASURE KEY Order Unit: The Unit to be ordered; Unit Qty: Number of pieces in each Unit; Unit Pkg: Unit Packages contained in the case - Packaging types - BG (Bag), BRL (Barrel), BX (Box), BN (Bulk), PKG (Package), EA (Each), RL (Roll), LB (Pound), C (Hundred), M (Thousand); Units/Case: Unit packages contained in the Case; TL Case Qty: The total number of items in each Master Case; Min Order Qty: The smallest Unit that can be ordered; MM Req: Must order multiples of the Unit in the stated quantities; Ship Wt (Lbs): Total weight of the units per Carton.

UTILITY LIGHTING

Our energy efficient and cost-effective LED Utility Luminaires and Accessories meet a very broad variety of lighting applications.

All LED utility luminaires are UL listed for use in “damp” or “wet” environments and meet the 2023 National Electric Code lighting installation requirements for commercial and agricultural buildings.

ProSeries LED Utility Luminaire and LED Upgrade.....	39
ProSeries Elite LED Utility Luminaires	40
ProSeries AG LED Utility Luminaire.....	41
ProSeries Junior LED Utility Luminaire.....	42
ProSeries Medium Base (E26) Light Fixtures....	43
Octi-Junction Box with Glue-In Hubs	44
Utility Light Fixtures for (E26) Lamp Sockets ...	45
Junction Boxes	46
Small Space LED Luminaire	47
9-Watt LED Luminaires	48
Lamp Holders	49

ProSeries™ LED Utility Luminaire and LED Upgrade

- Energy efficient, sustainable, and cost-effective alternative lighting solution for environments where ingress protection from dust and moisture is highly desirable.
- Easy to install: Uses eight (8) mounting brackets that are in-line with 1/2" and 3/4" trade size knockouts, and eliminates a 2" x 4" stub-in.
- Includes Aluminum Heat Sink and 18 cubic inch Polybutylene Terephthalate (PBT) Junction Box.
- Will not rust or corrode in the harshest environments.
- Meets the requirements of the 2023 National Electrical Code: Articles 410.10(A), 410.36 (A), 410.50, 410.52, 410.56, 547.1(A and B), 547.4, 547.22, and 547.23.

SPECIFICATIONS

- **Output Lumens:** 1,500 Lumens, ±10%
- **Power Consumption:** 14-Watts
- **Amperes:** .13 Amps
- **Operating Voltage:** 120V
- **Power Factor:** .9 minimum
- **Correlated Color Temperature (CCT):** 5000K, ±300K
- **Color Rendering Index (CRI):** 80 minimum
- **Efficacy:** 107 lm/W
- **Operating Temperature:** -4°F (20°C) to 122°F (50°C)
- **Applications:** Dry, damp, or wet environments
- **Certifications:** ETL and IP65 Certified
- **Dimmable:** Yes, 10% - 100%
- **Warranty:** Five (5) years

SPECIFICATIONS SUBJECT TO CHANGE WITHOUT NOTICE.



ProSeries LED
Utility Luminaire
Part Number: 15913



ProSeries LED Utility
Luminaire Upgrade
Part Number: 15973



Red Lens Blue Lens Amber Lens Green Lens

Typical Color Applications:

Red - Hazardous conditions, fire, marine.
Blue - Law enforcement, information, marine.
Amber - Caution, airports, low visibility.
Green - Safety, security, first aid supplies.

Catalog Number	UPC Number	Description	Order Unit	Unit Qty	Unit Pkg	Units/ Case	TL Case Qty	Min Order Qty	MM Req	Ship Wt (Lbs)
ProSeries LED Utility Luminaires										
15913	15913	ProSeries LED Utility Luminaire	EA	1	BX	12	12	1	No	2
15915	15915	ProSeries LED Utility Luminaire (BULK)	EA	1	BN	12	12	12	Yes	17
15973	15973	ProSeries LED Utility Luminaire Upgrade	EA	1	BX	12	12	1	No	1
15975	15975	ProSeries LED Utility Luminaire Upgrade (BULK)	EA	1	BN	12	12	12	Yes	14
ProSeries LED Utility Color Luminaires										
15913-AM	16060	ProSeries LED Utility Luminaire (Amber)	EA	1	BX	12	12	1	No	2
15913-BL	16063	ProSeries LED Utility Luminaire (Blue)	EA	1	BX	12	12	1	No	2
15913-GN	16062	ProSeries LED Utility Luminaire (Green)	EA	1	BX	12	12	1	No	2
15913-RD	16061	ProSeries LED Utility Luminaire (Red)	EA	1	BX	12	12	1	No	2
15973-AM	16075	ProSeries LED Utility Luminaire Upgrade (Amber)	EA	1	BX	12	12	1	No	1
15973-BL	16078	ProSeries LED Utility Luminaire Upgrade (Blue)	EA	1	BX	12	12	1	No	1
15973-GN	16077	ProSeries LED Utility Luminaire Upgrade (Green)	EA	1	BX	12	12	1	No	1
15973-RD	16076	ProSeries LED Utility Luminaire Upgrade (Red)	EA	1	BX	12	12	1	No	1

UTILITY LIGHTING

ProSeries™ Elite LED Utility Luminaires

- Energy efficient, cost-effective and sustainable alternative lighting solution for environments where ingress protection from dust and moisture is highly desirable.
- Available as a Ceiling/Pendant or Wall Mount Luminaire.
- Includes Aluminum Heat Sink and 15.8 cubic inch Die Cast Aluminum Junction Box.

SPECIFICATIONS

- **Output Lumens:** 1,500 Lumens \pm 10% (with white diffuser)
- **Power Consumption:** 15-Watts
- **Amperes:** .13 Amps
- **Operating Voltage:** 120V
- **Power Factor:** .9 Minimum
- **Correlated Color Temperature:** 5000K \pm 300K
- **Efficacy:** 107 lm/W
- **Operating Temperature:** -4°F (-20°C) to 113°F (45°C)
- **Applications:** Damp or Wet Environments
- **Dimmable:** Yes, 10-100%
- **Warranty:** Five (5) year
- Meets the requirements of the 2023 National Electrical Code: Articles 410.10(A), 410.36 (A), 410.50, 410.52, 410.56, 547.1 (A) (B), 547.4, 547.22, and 547.23.



Catalog Number	UPC Number	Description	Order Unit	Unit Qty	Unit Pkg	Units/ Case	TL Case Qty	Min Order Qty	MM Req	Ship Wt (Lbs)
ProSeries Elite LED Utility Luminaires										
15930	15930	ProSeries Elite Ceiling/Pendant Mount LED Utility Luminaire	EA	1	BX	12	12	1	No	2
15931	15931	ProSeries Elite Wall Mount LED Utility Luminaire	EA	1	BN	12	12	1	No	2

SPECIFICATIONS SUBJECT TO CHANGE WITHOUT NOTICE.

UNITS OF MEASURE KEY Order Unit: The Unit to be ordered; Unit Qty: Number of pieces in each Unit; Unit Pkg: Unit Packages contained in the case - Packaging types - BG (Bag), BRL (Barrel), BX (Box), BN (Bulk), PKG (Package), EA (Each), RL (Roll), LB (Pound), C (Hundred), M (Thousand); Units/Case: Unit packages contained in the Case; TL Case Qty: The total number of items in each Master Case; Min Order Qty: The smallest Unit that can be ordered; MM Req: Must order multiples of the Unit in the stated quantities; Ship Wt (Lbs): Total weight of the units per Carton.

ProSeries™ AG LED Utility Luminaire

Designed and specifically targeted to the Agricultural Swine market. The ProSeries LED Utility Luminaire was developed and manufactured with input from several large swine farming operations who provided EPCO with their detailed application requirements.

This LED luminaire provides 95% electrical efficiency and produces the highest lumen output while consuming the least amount of electricity. In addition, the ProSeries AG LED Utility Luminaire reduces energy consumption, lowers carbon emissions,* and is ideal for a universal lighting system building integration.

***Note:** The ProSeries AG LED Utility Luminaire produces a mere 451 lbs. of CO2 per year.

BENEFITS

- Listed to UL Standard 1598 (tested).
- Energy Saving; 105 lumen's per watt. Consumes only 10.5-Watts of electricity; equivalent to 60-Watt incandescent lamp or 23-Watt Compact Fluorescent Lamp.
- Fast, labor saving installation.
- Suitable for use with all non-metallic wiring systems.
- Can be Surface or Ceiling mounted.
- Indoor, outdoor, damp or wet location applications.
- Can be used for applications where high-pressure wash-down is required.
- Mounts directly to any EPCO 4" Junction Box with captive screws.
- Meets the requirements of the 2023 National Electrical Code: Articles 410.10(A), 410.36(A), 410.50, 410.52, 410.56, 547.1(A and B), 547.4, 547.22, and 547.23.

FEATURES

- ProSeries AG LED Utility Luminaire includes:
 - LED Light Engine with superior optics to magnify lumen output for minimal glare.
 - Lumen Output: 1,100+/-10%
 - Power Consumption: 10.5-watts
 - Operating Voltage: 120V only
 - Color Temperature: 5000K
 - Operating Temperature: -4°F (-20°C) to 122°F (50°C)
 - Dimming: Non-Dimmable
 - Frosted UV and impact resistant Polycarbonate Diffuser.
 - High temperature, continuous red silicone gasket ensures a water- resistant seal against material debris, water, or moisture ingress.
 - Cast-aluminum Heat Sink finished with a black, electrically applied "E-Coat" paint material that will not rust or corrode.



ProSeries AG LED Utility Luminaire
Part Number:
15924



ProSeries AG LED Utility Luminaire shown with SPIDERBOX™ Junction Box with Glue-in Hubs
Part Numbers:
15924 with 15248

Catalog Number	UPC Number	Description	Order Unit	Unit Qty	Unit Pkg	Units/ Case	TL Case Qty	Min Order Qty	MM Req	Ship Wt (Lbs)
15924	15924	ProSeries AG LED Utility Luminaire	EA	1	BX	12	12	1	No	2

UNITS OF MEASURE KEY Order Unit: The Unit to be ordered; Unit Qty: Number of pieces in each Unit; Unit Pkg: Unit Packages contained in the case - Packaging types - BG (Bag), BRL (Barrel), BX (Box), BN (Bulk), PKG (Package), EA (Each), RL (Roll), LB (Pound), C (Hundred), M (Thousand); Units/Case: Unit packages contained in the Case; TL Case Qty: The total number of items in each Master Case; Min Order Qty: The smallest Unit that can be ordered; MM Req: Must order multiples of the Unit in the stated quantities; Ship Wt (Lbs): Total weight of the units per Carton.

ProSeries™ “Junior” LED Utility Luminaires

- **LED Utility Lamp:** A direct replacement for incandescent or CFL lamps currently used in jelly jar fixtures. The LED lamp upgrades these light fixtures into energy efficient and cost-effective LED luminaires. It adapts quickly and easily to most jelly jar fixtures on the market. Includes E26 Socket Connector for fast and easy installation.
- **LED Utility Luminaire Upgrade:** A direct “hard-wire” replacement for light fixture bases that have been in service longer than five (5) years.
- **LED Utility Luminaire:** A complete LED luminaire, includes 18 cubic inch Junction Box with 1/2” and 3/4” combination knockouts.
- Designed to upgrade “jelly jar” fixtures for utility lighting applications such as swine, poultry, dairy cattle, fish and other food and agricultural products.
- Energy efficient and sustainable alternative lighting solution for environments where ingress protection from dust and moisture is highly desirable.

SPECIFICATIONS

- **Lumen Output:** 1440
- **Correlated Color Temperature:** 5000K
- **Amperes:** .13 Amps
- **Operating Voltage:** 120 - 277 Volts
- **Power Consumption:** 14-Watts
- **Locations:** Damp or wet environments (Pressure and Water Temperature limits)
- **Operating Temperature:** -4°F (-20°C) to 113°F (45°C)
- **Warranty:** Three (3) years
- Meets the requirements of the 2023 National Electrical Code: Articles 410.10(A), 410.36 (A), 410.50, 410.52, 410.56, 547.1 (A and B), 547.4, 547.22, and 547.23



Catalog Number	UPC Number	Description	Order Unit	Unit Qty	Unit Pkg	Units/ Case	TL Case Qty	Min Order Qty	MM Req	Ship Wt (Lbs)
ProSeries Junior LED Utility Luminaires										
15980	15980	ProSeries Junior LED Utility Lamp	EA	1	BX	12	12	1	No	1
15980B	15983	ProSeries Junior LED Utility Lamp (BULK)	EA	1	BN	12	12	12	Yes	13
15981	15981	ProSeries Junior LED Utility Luminaire Upgrade	EA	1	BX	12	12	1	No	1
15981B	15984	ProSeries Junior LED Utility Luminaire Upgrade (BULK)	EA	1	BN	12	12	12	Yes	13
15982	15982	ProSeries Junior LED Utility Luminaire	EA	1	BX	12	12	1	No	2
15982B	15985	ProSeries Junior LED Utility Luminaire (BULK)	EA	1	BN	12	12	12	Yes	15
Standard Non-Metallic Junction Boxes										
15045	15045	12 Cubic Inch, 1/2” and 3/4” Knockout Combo	EA	1	BX	12	12	12	Yes	6
15046	15046	12 Cubic Inch, 1/2” Knockouts	EA	1	BX	12	12	12	Yes	6
15047	15047	12 Cubic Inch, 3/4” Knockouts	EA	1	BX	12	12	12	Yes	6
15049	15049	19 Cubic Inch, 3/4” Knockouts	EA	1	BX	12	12	12	Yes	6
SPIDERBOX Non-Metallic Junction Boxes										
15246	15246	12 Cubic Inch, 1/2” Knockouts	EA	1	BX	12	12	12	Yes	6
15247	15247	12 Cubic Inch, 3/4” Knockouts	EA	1	BX	12	12	12	Yes	6

ProSeries™ Medium Base (E26) Light Fixtures

- Cost-effective lighting solution for environments where ingress protection from dust and moisture is highly desirable. Can be used where high-pressure wash-down is required.
- Use with 60-Watt or 150-Watt Incandescent Lamps.
- Easy to install: Uses eight (8) mounting brackets that are in-line with 1/2" and 3/4" trade size knockouts, and eliminates a 2" x 4" stub-in.
- Includes 18 cubic inch Polybutylene Terephthalate (PBT) Junction Box.
- Lightweight construction.
- Will not rust or corrode.
- Optional impact resistant quarter-turn safety cage attaches to the Octi-Junction Box without tools.
- Meets the requirements of the 2023 National Electrical Code: Articles 314.16 (A) (2), and 314.17 (C), 410.10 (A), and 547.1 (A and B), 547.4, 547.22, and 547.23.
- Warranty: One (1) year.

LIGHT FIXTURE GLOBES

- Polycarbonate Globes: For use with A19 60-Watt incandescent lamps.
- Glass Globes: For use with A19 100-Watt Incandescent Lamp or A19 LED Lamp.



ProSeries Utility Luminaire with Safety Cage
Part Number: 15801



Standard Glass Globe
Part Number: 15015



Polycarbonate Clear Globe
Part Number: 15020

Catalog Number	UPC Number	Description	Order Unit	Unit Qty	Unit Pkg	Units/Case	TL Case Qty	Min Order Qty	MM Req	Ship Wt (Lbs)
ProSeries Utility Luminaires: Rated for 150-Watt Incandescent Lamp										
15800	15800	ProSeries Utility Light Fixture, Standard Glass Globe	EA	1	BX	12	12	1	No	3
15800B	15850	ProSeries Utility Light Fixture, Standard Glass Globe (BULK)	EA	1	BN	12	12	12	Yes	38
15801	15801	ProSeries Utility Light Fixture, Standard Glass Globe and Safety Cage	EA	1	BX	12	12	1	No	3
15801B	15851	ProSeries Utility Light Fixture, Standard Glass Globe and Safety Cage (BULK)	EA	1	BN	12	12	12	Yes	38
ProSeries Utility Luminaires: Rated for 60-Watt Incandescent Lamp										
15806	15806	ProSeries Utility Light Fixture, Polycarbonate Clear Globe	EA	1	BX	12	12	1	No	2
15806B	15856	ProSeries Utility Light Fixture, Polycarbonate Clear Globe (BULK)	EA	1	BN	12	12	12	Yes	38
Utility Luminaire Globes										
15015	15015	Standard Glass Globe	EA	1	BX	32	32	32	Yes	34
15020	15020	Polycarbonate Clear Globe	EA	1	BX	12	12	12	Yes	5
Accessories										
15812	15812	Safety Cage	EA	1	BX	12	12	1	No	1
15815	15815	Octi-Junction Box Cover, with Porcelain Lamp Holder	EA	1	BX	12	12	1	No	1

UNITS OF MEASURE KEY Order Unit: The Unit to be ordered; Unit Qty: Number of pieces in each Unit; Unit Pkg: Unit Packages contained in the case - Packaging types - BG (Bag), BRL (Barrel), BX (Box), BN (Bulk), PKG (Package), EA (Each), RL (Roll), LB (Pound), C (Hundred), M (Thousand); Units/Case: Unit packages contained in the Case; TL Case Qty: The total number of items in each Master Case; Min Order Qty: The smallest Unit that can be ordered; MM Req: Must order multiples of the Unit in the stated quantities; Ship Wt (Lbs): Total weight of the units per Carton.

Octi-Junction Box with Glue-In Hubs

OCTI-JUNCTION BOX WITH GLUE-IN HUBS

- 16 Cubic Inch capacity.
- Four (4) Glue-in Hubs — two (2) open and two (2) closed.
- Eliminates using a 3/4" (.75") male terminal adapter.
- Recommended for use with 3/4" schedule 40 PVC conduit.
- Construction — UL 94 - 5VA Thermoplastic, the industry standard plastic material.
- Suitable for use in dry, damp, or wet locations.
- Rated for -4°F (20°C) to 122°F (50°C).
- Easy to install using eight (8) mounting brackets that are in-line with knockouts. Eliminates a 2" x 4" stub-in.
- Meets the requirements of the 2023 National Electrical Code: Articles 314.1, 314.2, 314.15, and 314.16 (A) (1), 547.21, 547.22 and 547.23.
- Provides good chemical resistance and suitable for use in damp and wet locations.
- Octi-Junction Box can be used with the following components:
 - ProSeries LED Lamp (P/N 15922S)
 - ProSeries Junior LED Lamp (15980)
 - ProSeries Medium Base Socket, Globe and Safety Cage P/Ns 15915, 15905, 15812)



Part Numbers:
Octi-Junction Box- 15258
Octi-Junction Box Cover - 15906



Octi-Junction Box shown
with ProSeries LED Lamp
P/N 15922S

Octi-Junction Box shown with
ProSeries Junior LED Lamp
P/N 15980

Catalog Number	UPC Number	Description	Order Unit	Unit Qty	Unit Pkg	Units/Case	TL Case Qty	Min Order Qty	MM Req	Ship Wt (Lbs)
Octi-Junction Box with Glue-In Hubs										
15258	15258	Octi-Junction Box with Glue-In Hubs	EA	1	BX	12	12	12	Yes	9
15906	15906	Octi-Junction Box Cover and Gasket Kit	EA	1	BX	12	12	12	Yes	4
Compatible Lamps and Components										
15922S	15923	ProSeries LED Lamp	EA	1	BX	12	12	1	No	1
15922B	15921	ProSeries LED Lamp (BULK)	EA	1	BX	12	12	12	Yes	14
15980	15980	ProSeries Junior LED Lamp	EA	1	BX	12	12	1	No	1
15980B	15983	ProSeries Junior LED Lamp (BULK)	EA	1	BX	12	12	12	Yes	13
15915	15915	Medium Base Socket	EA	1	BX	12	12	1	No	1
15905	15905	Standard Glass Globe	EA	1	BX	32	32	32	Yes	34
15812	15812	Safety Cage	EA	1	BX	12	12	1	No	1

UNITS OF MEASURE KEY Order Unit: The Unit to be ordered; Unit Qty: Number of pieces in each Unit; Unit Pkg: Unit Packages contained in the case - Packaging types - BG (Bag), BRL (Barrel), BX (Box), BN (Bulk), PKG (Package), EA (Each), RL (Roll), LB (Pound), C (Hundred), M (Thousand); Units/Case: Unit packages contained in the Case; TL Case Qty: The total number of items in each Master Case; Min Order Qty: The smallest Unit that can be ordered; MM Req: Must order multiples of the Unit in the stated quantities; Ship Wt (Lbs): Total weight of the units per Carton.

Utility Light Fixtures for (E26) Lamp Socket

- Includes cork gasket, corrosion resistant screws, rubber washer, and porcelain E26 lamp socket with corrosion resistant, nickel-plated, brass screw shell.
- Use with 60-Watt or 150-Watt Incandescent Lamps.
- Available with or without a Junction Box.
- Suitable for use in Dry or Damp Locations.
- Polycarbonate, lightweight construction will not rust or corrode.
- Meets the requirements of the 2023 National Electrical Code: Articles 314.16 (A) (2), 314.17 (C), 410.10 (A), and 547.1 (A and B), 547.4, 547.22, and 547.23.
- Warranty: One (1) year.

LIGHT FIXTURE GLOBES

- Polycarbonate Globes: UV stabilized material.
- Glass Globes: For use with A19 100-Watt Incandescent Lamp or A19 LED Lamp.



Catalog Number	UPC Number	Description	Order Unit	Unit Qty	Unit Pkg	Units/ Case	TL Case Qty	Min Order Qty	MM Req	Ship Wt (Lbs)
Ceiling Mount Light Fixtures: With 12 Cubic Inch Junction Box										
15000	15000	Utility Light Fixture, Standard Glass Globe, 1/2" and 3/4" Knockout Combo	EA	1	BX	12	12	12	Yes	24
15002	15002	Utility Light Fixture, Standard Glass Globe, 3/4" Knockout	EA	1	BX	12	12	12	Yes	24
15005	15005	Utility Light Fixture, Polycarbonate Globe, 1/2" and 3/4" Knockout Combo	EA	1	BX	12	12	1	No	2
15007	15007	Utility Light Fixture, Acrylic Prismatic Globe, 1/2" and 3/4" Knockout Combo	EA	1	BX	12	12	1	No	2
Utility Light Fixtures: Without Junction Box										
15050	15050	Utility Light Fixture, Standard Glass Globe	EA	1	BX	12	12	12	Yes	20
15055	15055	Utility Light Fixture, Polycarbonate Clear Globe	EA	1	BX	12	12	1	No	1
15090	15090	Medium Base, no Globe	EA	1	BX	12	12	1	No	1
Utility Light Fixture Globes										
15015	15015	Standard Glass Globe	EA	1	BX	32	32	32	Yes	34
15020	15020	Polycarbonate Clear Globe	EA	1	BX	12	12	12	Yes	5

UNITS OF MEASURE KEY Order Unit: The Unit to be ordered; Unit Qty: Number of pieces in each Unit; Unit Pkg: Unit Packages contained in the case - Packaging types - BG (Bag), BRL (Barrel), BX (Box), BN (Bulk), PKG (Package), EA (Each), RL (Roll), LB (Pound), C (Hundred), M (Thousand); Units/Case: Unit packages contained in the Case; TL Case Qty: The total number of items in each Master Case; Min Order Qty: The smallest Unit that can be ordered; MM Req: Must order multiples of the Unit in the stated quantities; Ship Wt (Lbs): Total weight of the units per Carton.

Junction Boxes

SPIDERBOX™ JUNCTION BOX WITH GLUE-IN HUBS

- 12 Cubic Inch capacity.
- Four (4) Glue-in Hubs — two (2) open and two (2) closed.
- Eliminates using a 3/4" (.75") male terminal adapter.
- Recommended for use with 1/2" or 3/4" schedule 40 PVC conduit.
- Construction — UL 94 - 5VA Thermoplastic, the industry standard plastic material.
- Suitable for use in dry, damp, or wet locations.
- Rated for -4°F (20°C) to 122°F (50°C).
- Easy to install using eight (8) mounting brackets that are in-line with knockouts. Eliminates a 2" x 4" stub-in.



3/4" SPIDERBOX
Part Number:
15248



1/2" SPIDERBOX
Part Number:
15245



12 Cubic Inch
Part Number:
15045



**SPIDERBOX with
1/2" or 3/4" Knockouts**
Part Numbers:
15246 and 15247, respectively.

STANDARD PHENOLIC NON-METALLIC JUNCTION BOXES

- Corrosion resistant, high impact compression molded phenolic plastic.
- Provides good chemical resistance and suitable for use in damp and wet locations.
- All Standard and SpiderBox Non-Metallic Junction Boxes with and without Glue-in Hubs meet the requirements of the 2023 National Electrical Code: Articles 314.1, 314.2, 314.15, and 314.16 (A) (1), 547.21, 547.22 and 547.23.



**Round Junction Box Cover
and Neoprene Gasket**
Part Number:
15905



16 Cubic Inch
Part Number:
15070



Catalog Number	UPC Number	Description	Order Unit	Unit Qty	Unit Pkg	Units/Case	TL Case Qty	Min Order Qty	MM Req	Ship Wt (Lbs)
Standard Non-Metallic Junction Boxes with Glue-In Hub										
15245	15245	12 Cubic Inch, Two (2) 1/2" Open Hubs and Two (2) 1/2" Knockout Hubs	EA	1	BX	24	24	24	Yes	6
15248	15248	12 Cubic Inch, Two (2) 3/4" Open Hubs and Two (2) 3/4" Knockout Hubs	EA	1	BX	24	24	24	Yes	6
Standard Non-Metallic Junction Boxes										
15045	15045	12 Cubic Inch, 1/2" and 3/4" Knockout Combo	EA	1	BX	12	12	12	Yes	6
15046	15046	12 Cubic Inch, 1/2" Knockouts	EA	1	BX	12	12	12	Yes	6
15047	15047	12 Cubic Inch, 3/4" Knockouts	EA	1	BX	12	12	12	Yes	6
15070	15070	16 Cubic Inch Single-Gang FS-C Type, 1/2" Knockouts	EA	1	BX	12	12	12	Yes	6
15071	15071	16 Cubic Inch Single-Gang FS-C Type, 3/4" Knockouts	EA	1	BX	12	12	12	Yes	6
15075	15075	Single-Gang Junction Box Cover and Neoprene Gasket	EA	1	BX	12	12	12	Yes	2
SPIDERBOX Non-Metallic Junction Boxes										
15246	15246	12 Cubic Inch, 1/2" Knockouts	EA	1	BX	12	12	12	Yes	6
15247	15247	12 Cubic Inch, 3/4" Knockouts	EA	1	BX	12	12	12	No	6
Junction Box Cover										
15905	15905	Round Junction Box Cover and Neoprene Gasket	EA	1	BX	12	12	12	Yes	2
Gasket										
PE05-003-000	10055	Cork Gasket	EA	1	BG	12	12	1	No	1

SPECIFICATIONS SUBJECT TO CHANGE WITHOUT NOTICE.

UNITS OF MEASURE KEY Order Unit: The Unit to be ordered; Unit Qty: Number of pieces in each Unit; Unit Pkg: Unit Packages contained in the case - Packaging types - BG (Bag), BRL (Barrel), BX (Box), BN (Bulk), PKG (Package), EA (Each), RL (Roll), LB (Pound), C (Hundred), M (Thousand); Units/Case: Unit packages contained in the Case; TL Case Qty: The total number of items in each Master Case; Min Order Qty: The smallest Unit that can be ordered; MM Req: Must order multiples of the Unit in the stated quantities; Ship Wt (Lbs): Total weight of the units per Carton.

Small Space LED Luminaire

Our Motion Sensing Small Space LED Luminaire provides unparalleled performance, improved efficacy, and more usable lumens per watt.

It is a reliable and sustainable LED lighting solution for small areas. These luminaires include an Occupancy Mode option which will automatically switch on when it detects motion up to 20-feet away.

BENEFITS

- For New or Retrofit applications.
- Suitable for applications in small spaces or closets.
- Energy efficient, optimized light output.
- Cost-effective, eliminates batteries, and saves money.
- Suitable for indoor applications only.
- Complies with general rebate requirements for lighting upgrades.
- ETL Listed to UL 1598 Standards.
- Meets the requirements of the 2023 National Electrical Code: Articles 410.16(A) (B) (1) (3), (D) (1) (3), 410.52, and 410.80(A) (B).

FEATURES

- Designed for ceiling mount applications.
- The luminaire automatically lights when occupancy is detected; turns off after a three (3) minute vacancy.
- Operates on 120V line voltage.
- Corrosion resistant housing.



Small Space LED Luminaire
with Motion Sensor
Part Number: 16550



Small Space LED Luminaire
with Color Select Technology
Part Number: 16560

SPECIFICATIONS	Part Number: 16550	Part Number: 16560
Lumen Output:	1,100 Lumens	1,050 Lumens
Correlated Color Temperature:	4000K	3000K, 4000K or 5000K
Amperes:	.1 Amps	.15 Amps
Power Consumption:	13.4-Watts	15-Watts
Operating Voltage:	120V	
Operating Temperature:	32°F (0°C) to 104°F (40°C)	
Sensor Type:	Passive Infrared Sensor (PIR)	
Warranty:	Five (5) years	

Catalog Number	UPC Number	Description	Order Unit	Unit Qty	Unit Pkg	Units/Case	TL Case Qty	Min Order Qty	MM Req	Ship Wt (Lbs)
16550	16550	Small Space LED Luminaire	EA	1	BX	12	12	1	No	2
16560	16560	Small Space LED Luminaire with Color Select Technology	EA	1	BX	12	12	1	No	2

SPECIFICATIONS SUBJECT TO CHANGE WITHOUT NOTICE.

UNITS OF MEASURE KEY Order Unit: The Unit to be ordered; Unit Qty: Number of pieces in each Unit; Unit Pkg: Unit Packages contained in the case - Packaging types - BG (Bag), BRL (Barrel), BX (Box), BN (Bulk), PKG (Package), EA (Each), RL (Roll), LB (Pound), C (Hundred), M (Thousand); Units/Case: Unit packages contained in the Case; TL Case Qty: The total number of items in each Master Case; Min Order Qty: The smallest Unit that can be ordered; MM Req: Must order multiples of the Unit in the stated quantities; Ship Wt (Lbs): Total weight of the units per Carton.

9-Watt LED Luminaires

- Available in Keyless or with Pull Chain configuration.
- Includes 9-Watt Bi-Pin (GU24) LED lamp and Polycarbonate lamp diffuser.
- Can be used with standard wall switch.
- 7" wire conductors facilitate installation.
- Fits 3.25" or 4.0" Outlet Box.
- Meets the requirements of the 2023 National Electrical Code: Articles 410.16 (A and B), (1) (3), (D) (1) (3), 410.52, and 410.80 (A and B).

SPECIFICATIONS

- **Lumen Output:** 800
- **Correlated Color Temperature:** 2700K
- **Amperes:** .1 Amps
- **Operating Voltage:** 120V
- **Power Consumption:** 9-Watts
- **Applications:** Dry Environments Only
- **Operating Temperature:** 32°F (0°C) to 104°F (40°C)
- **Diffuser:** Snap-On, Frosted Acrylic


SPECIFICATIONS SUBJECT TO CHANGE WITHOUT NOTICE.



Keyless
Part Number:
16531



Bi-Pin LED Lamp
Part Number:
15676



Pull Chain
Part Number:
16536

Catalog Number	UPC Number	Description	Order Unit	Unit Qty	Unit Pkg	Units/ Case	TL Case Qty	Min Order Qty	MM Req	Ship Wt (Lbs)
16531	16531	Keyless, 800 Lumens	EA	1	BX	24	24	24	Yes	11
16536	16536	Pull Chain, 800 Lumens	EA	1	BX	24	24	24	Yes	11
15676	15676	Bi-Pin LED Lamp, 800 Lumens	EA	1	BX	25	25	25	Yes	8

UNITS OF MEASURE KEY Order Unit: The Unit to be ordered; Unit Qty: Number of pieces in each Unit; Unit Pkg: Unit Packages contained in the case - Packaging types - BG (Bag), BRL (Barrel), BX (Box), BN (Bulk), PKG (Package), EA (Each), RL (Roll), LB (Pound), C (Hundred), M (Thousand); Units/Case: Unit packages contained in the Case; TL Case Qty: The total number of items in each Master Case; Min Order Qty: The smallest Unit that can be ordered; MM Req: Must order multiples of the Unit in the stated quantities; Ship Wt (Lbs): Total weight of the units per Carton.

Lamp Holders

- Nickel-plated E26 brass screw shell will not corrode.
- Fits 3.25" or 4.0" junction box.
- UV resistant — will not fade or discolor.
- Optional Plastic and Metal Safety Cages fit all Lamp Holders.
- Includes corrosion resistant mounting screws.
- All Lamp Holders are UL Listed except Part Number: 16514.
- All part numbers meet the requirements of the 2023 National Electrical Code: Articles 410.1, 410.50, 410.51, 410.52, 410.80. (A and B), and 410.122.



Part Number:
16500



Part Number:
16502



Part Number:
16514



Part Number:
16520



Part Number:
16510



Part Number:
16512



Part Number:
16524



Part Number:
16526



Part Number:
16100



Part Number:
16501

Catalog Number	UPC Number	Description	Order Unit	Unit Qty	Unit Pkg	Units/ Case	TL Case Qty	Min Order Qty	MM Req	Ship Wt (Lbs)
Porcelain Lamp Holders										
16500	16500	Porcelain, Keyless, 4-Terminal	EA	1	BX	48	48	48	Yes	33
16502	16502	Porcelain, Pull Chain	EA	1	BX	48	48	48	Yes	35
16514	16514	Porcelain, Pull Chain, 15 AMP Receptacle	EA	1	BX	48	48	48	Yes	40
16520	16520	Porcelain, Keyless, 4-Terminal, 7" Black and White Conductors	EA	1	BX	48	48	48	Yes	33
Plastic Lamp Holders										
16510	16510	Plastic, Keyless, 4-Terminal	EA	1	BX	48	48	48	Yes	11
16512	16512	Plastic, Pull Chain	EA	1	BX	48	48	48	Yes	13
16524	16524	Plastic, Keyless, 4-Terminal, 7" Black and White Conductors	EA	1	BX	48	48	48	Yes	11
16526	16526	Plastic, Pull Chain, 7" Black and White Conductors	EA	1	BX	48	48	48	Yes	13
Accessories										
16100	16100	Safety Cage, Yellow	EA	1	BX	10	10	10	Yes	1
16501	16501	Safety Cage, Metal	EA	1	BX	12	12	12	Yes	6

UNITS OF MEASURE KEY Order Unit: The Unit to be ordered; Unit Qty: Number of pieces in each Unit; Unit Pkg: Unit Packages contained in the case - Packaging types - BG (Bag), BRL (Barrel), BX (Box), BN (Bulk), PKG (Package), EA (Each), RL (Roll), LB (Pound), C (Hundred), M (Thousand); Units/Case: Unit packages contained in the Case; TL Case Qty: The total number of items in each Master Case; Min Order Qty: The smallest Unit that can be ordered; MM Req: Must order multiples of the Unit in the stated quantities; Ship Wt (Lbs): Total weight of the units per Carton.

LANDSCAPE LIGHTING

The specific design of an outdoor lighting system is influenced by a variety of factors, including the site characteristics of the landscape, its intended function, as well as the building owner's requirements.

The creation of an outdoor lighting system should always include EPCO's Landscape SplicePost™ or LightPost™.

Compared to other designs, these landscape luminaire fixture fittings are a cost-effective and simple solution for permanent landscape or accent lighting.

Landscape LightPost and SplicePost49

QUESTIONS?

Call 800.336.1976

Email

sales@engproducts.com

Or Visit engproducts.com

Landscape LightPost™, SplicePost™, and Receptacle Post Fixture Fittings

Fixture fitting replaces EMT, conduit connectors and weatherproof boxes.
 Ready to install — no assembly required.
 Shatter, corrosion and UV resistant.
 Angled bottom allows UF cable or metallic conduit to enter at different depths to eliminate installation congestion.
 Slanted top virtually eliminates water pooling or leaking into the interior of the LightPost, SplicePost, or Receptacle Post.
 The Uni-Stabilizer™ is made of durable polycarbonate material featuring four (4) uniquely shaped concaved stabilizing blades. This design enables ground material to be easily packed around the base of the fixture fitting, as well as provide solid in-ground support. The uni-stabilizer also helps resist against ground movement typically caused by the ground freezing and thawing.
 Landscape Receptacle Post for use with 120V GFCI receptacles and NEMA type 3R weatherproof receptacle cover, when in use. **NOTE: Receptacles and cover not included.**

LANDSCAPE SPLICEPOST AND RECEPTACLE POST

Features a Separator Disk and SpliceCap to create an integral junction box suitable for splicing.
 The PVC SpliceCap is non-metallic and suitable for the majority of outdoor light fixtures on the market.

SPECIFICATIONS

- Outside Diameter:** 3"
- Applications:** Damp or Wet Environments
- Luminaire or Light Fixture Application:** Should always be used with a UL Listed luminaire or light fixture that includes a grounding means suitable for use in wet locations. Any mounted luminaire or light fixture should not exceed 12 lbs. or 12" in height.



Landscape LightPost
 Part Number: LLPN25B

Landscape SplicePost
 Part Number: LSPB



Landscape SplicePost & Receptacle Post Cap
 Part Number: 17230

Landscape LightPost with Receptacle
 Part Number: LSPB-RECEP

Catalog Number	UPC Number	Description	Order Unit	Unit Qty	Unit Pkg	Units/ Case	TL Case Qty	Min Order Qty	MM Req	Ship Wt (Lbs)
Landscape LightPost										
LLPN25B	12701	Landscape LightPost, includes cap	EA	1	BX	9	9	1	No	5
E04-002-004	14025	Landscape LightPost Replacement Cap	EA	1	BX	12	12	12	Yes	1
Landscape SplicePost and Receptacle Post										
LSPB	17200	Landscape SplicePost, includes cap	EA	1	BX	9	9	1	No	5
LSPB-RECEP	12711	Landscape Receptacle Post, Black, includes cap	EA	1	BX	9	9	1	No	5
17230	17230	Landscape SplicePost Replacement Cap	EA	1	BX	12	12	12	Yes	1

SPECIFICATIONS SUBJECT TO CHANGE WITHOUT NOTICE.

UNITS OF MEASURE KEY Order Unit: The Unit to be ordered; Unit Qty: Number of pieces in each Unit; Unit Pkg: Unit Packages contained in the case - Packaging types - BG (Bag), BRL (Barrel), BX (Box), BN (Bulk), PKG (Package), EA (Each), RL (Roll), LB (Pound), C (Hundred), M (Thousand); Units/Case: Unit packages contained in the Case; TL Case Qty: The total number of items in each Master Case; Min Order Qty: The smallest Unit that can be ordered; MM Req: Must order multiples of the Unit in the stated quantities; Ship Wt (Lbs): Total weight of the units per Carton.

PRE-FABRICATED WHIPS

Our Whips are a cost-effective way to increase the electrical contractor’s productivity, expedite installation time, and meet the electrical contractor’s budget and application needs.

EPCO’s pre-fabricated whips are factory prepared wiring assemblies typically used for lighting and power distribution in commercial buildings. We can also build custom whips specific to a contractor’s specifications.

QUESTIONS?
Call 800.336.1976
Email
sales@engproducts.com
Or Visit engproducts.com

Illumination Control Fixture Whips.....51

Standard Fixture Whips53

QuikWhip Fixture Whips54

Health Care Fixture Whips55

Custom Fixture Whips.....56

Custom Fixture Whip Ordering Guide57

Metal Clad Whips58

Air Conditioner Whips59


Power Equipment Whips.....59

Pre-Fabricated Illumination Control Fixture Whips

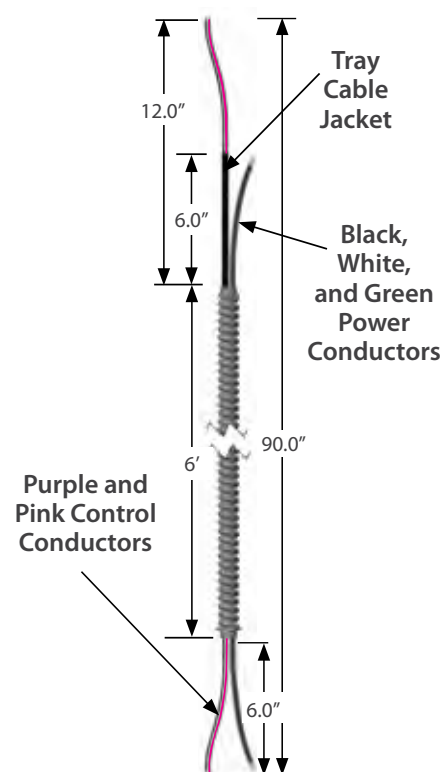
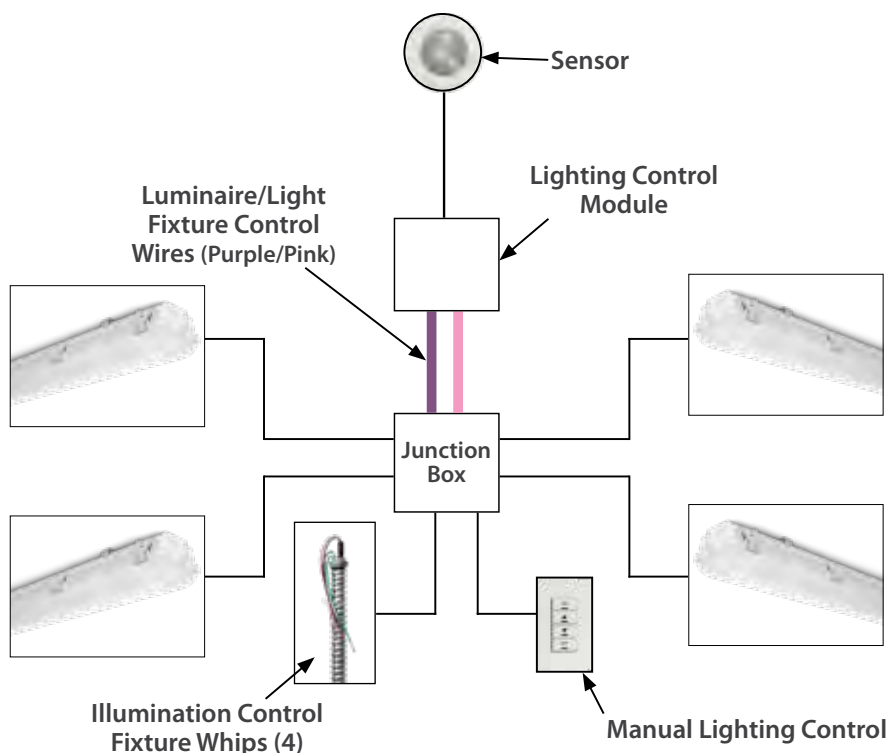
- Combines power and lighting control with Class 2 or Class 3 control circuits.
- Easy to install and wire; ready to use right out of the box. Saves time and lowers labor cost compared to using expensive MC cable or making a solution on the job site.
- Can be used with LED drivers, power and lighting digital controls to optimize lighting for daylight harvesting, occupancy sensors, or timing controls.
- Includes two (2) 16 AWG Purple and Pink Jacketed Illumination Control Wires.
- Available in stranded or solid wire, and with die cast screw-in lock-nut, or die-cast snap-in connectors.
- Meets the requirements of the 2023 National Electrical Code: Articles 300.3 (B) (2), (C) (1), Section 725.136 (I) (1), and 725.139 (A through D) (1), and California Title 24 Lighting Controls, Articles 130.1(A) (B) (C) (D) (E).

WHEN IS IT NECESSARY TO USE ILLUMINATION CONTROL FIXTURE WHIPS?

- The connection(s) of the low voltage conductors from the LED driver is intended to go through the junction box, through the conduit nipple into the Lighting Control Module for a networked lighting management system.
- When the Electrical Contractor wants to use a single, pre-fabricated Fixture Whip to power and include lighting controls.

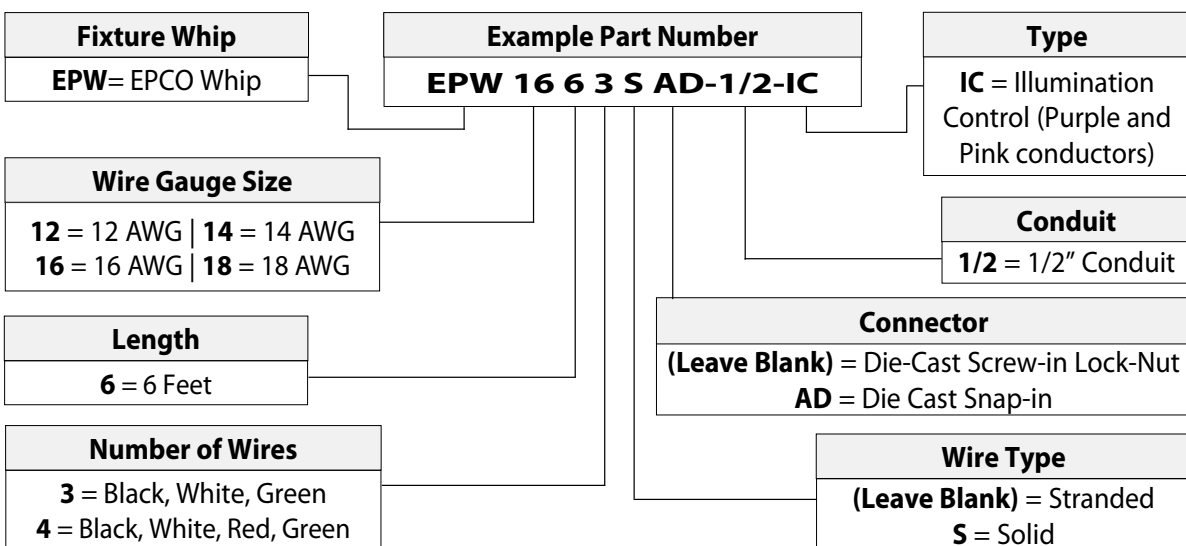


Pre-Fabricated Illumination Control Fixture Whip — How Does it Work?

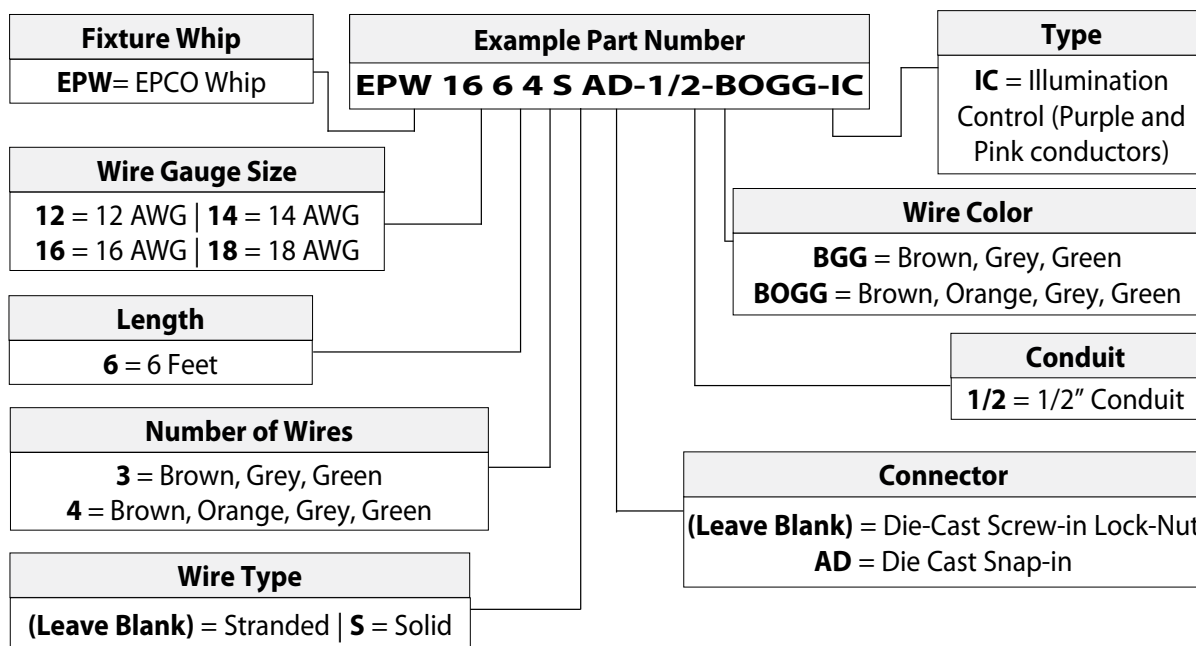


PRE-FABRICATED WHIPS

120-Volt Ordering Example Pre-Fabricated Illumination Control Fixture Whip



277-Volt Ordering Example Pre-Fabricated Illumination Control Fixture Whip



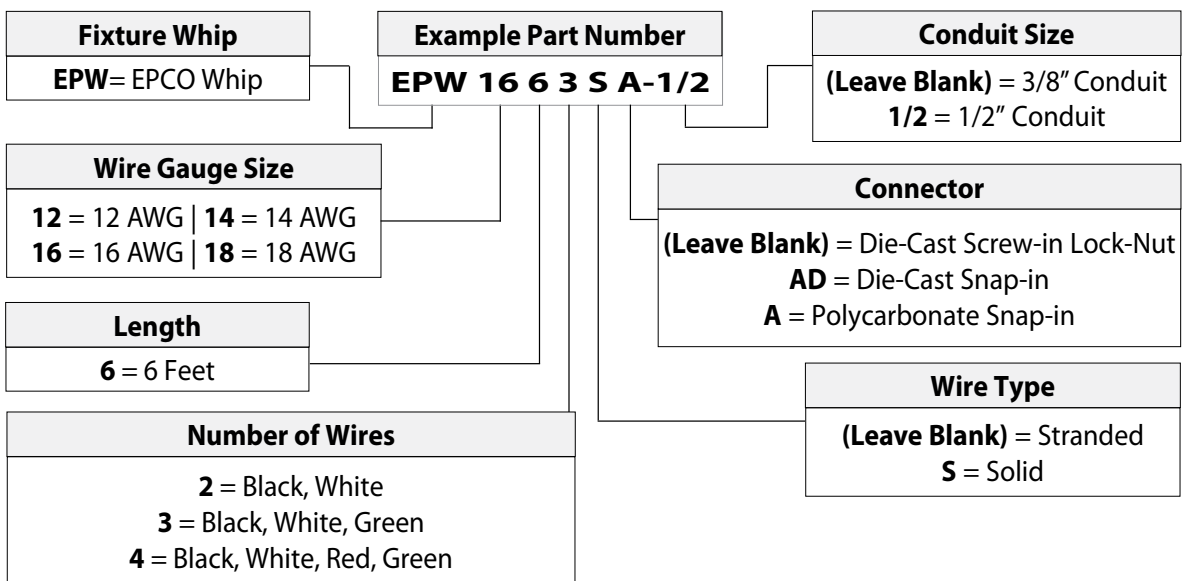
Examples: Pre-fabricated Standard Catalog Fixture Whip Part Numbers only.
For Custom Fixture Whips see Pages 56-57

Pre-Fabricated Standard Fixture Whips

- Factory pre-fabricated wiring assemblies typically used for lighting and power distribution in commercial buildings.
- A cost effective and efficient alternative to traditional labor-intensive pipe and wire installation methods. Easy to install and wire. Ready to use right out of the box.
- Available in .375" and .5" trade sizes with conductors stripped 5/8".
- Available in stranded or solid wire, and with die-cast screw-in lock-nut, die-cast snap-in, or polycarbonate snap-in connectors.
- Meets the requirements of the 2023 National Electrical Code: Articles 348.20 (A) (2)(5), 348.22, 348.22, 410.117 (A, B and C), and 410.137 (C).



Pre-Fabricated Standard Fixture Whip Ordering Example



Examples: Pre-fabricated Standard Catalog Fixture Whip Part Numbers only.
For Custom Fixture Whips see Pages 56-57

PRE-FABRICATED WHIPS

Pre-Fabricated Quikwhip™ Fixture Whips

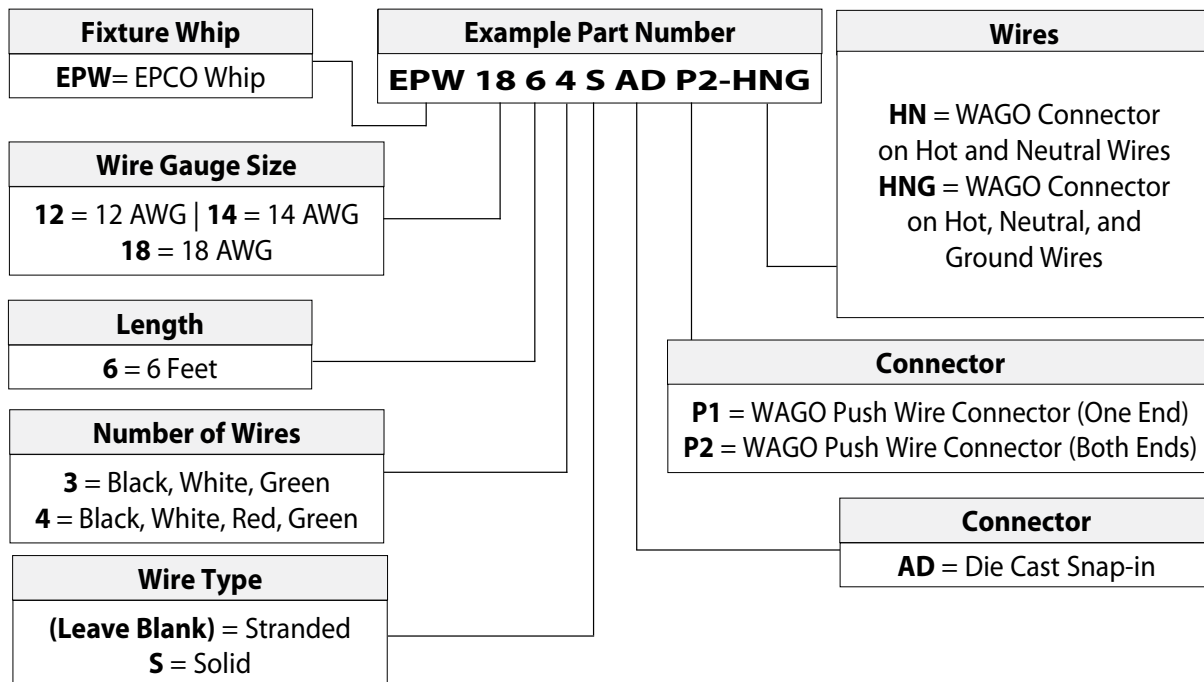
- Pre-attached WAGO® connectors add speed and dependability.
- No tools required! A cost effective solution that eliminates lock nuts and wire nuts.
- Average Time Savings: 45% or up to three (3) minutes per luminaire installation.
- Available in stranded or solid wire, with die-cast snap-in connectors.
- Meets the requirements of the 2023 National Electrical Code: Articles 348.20 (A) (2) (5), 348.22, 348.22, 410.117 (A, B, and (C), and 410.137 (C), 517.12, 517.13 (A).



Quikwhip with Die-Cast Snap-In Connector

WAGO is a registered Trademark of WAGO Kontakttechnik GmbH & Co. KG.
All Rights Reserved.

Pre-Fabricated Quikwhip™ Ordering Example



Examples: Pre-fabricated Standard Catalog Fixture Whip Part Numbers only.
For Custom Fixture Whips see Pages 56-57

UNITS OF MEASURE KEY Order Unit: The Unit to be ordered; Unit Qty: Number of pieces in each Unit; Unit Pkg: Unit Packages contained in the case - Packaging types - BG (Bag), BRL (Barrel), BX (Box), BN (Bulk), PKG (Package), EA (Each), RL (Roll), LB (Pound), C (Hundred), M (Thousand); Units/Case: Unit packages contained in the Case; TL Case Qty: The total number of items in each Master Case; Min Order Qty: The smallest Unit that can be ordered; MM Req: Must order multiples of the Unit in the stated quantities; Ship Wt (Lbs): Total weight of the units per Carton.

Pre-Fabricated Health Care Fixture Whips

LED Lighting fixtures in health care facilities must provide effective illumination and satisfy several demanding lighting and environmental requirements.

We offer two types of Health Care Fixture Whips in multiple configurations and divided into two (2) sub-categories: Standard Power and Illumination Control. The primary difference — our standard health fixture whip is generally used to provide power the lighting system, in addition to powering switches and receptacles in the patient care room.

The Illumination Control Fixture Whip (ICFW) provides power to the lighting system and used for integrated into the lighting system's digital controls to manage dimming and switching.

EPCO Health Care Fixture Whips meet the requirements of the 2023 National Electrical Code: Articles 348.20 (A) (2) (5), 348.22, 348.22, 410.117 (A, B, and (C), and 410.137 (C), 517.12, 517.13 (A) and is the cost-effective and simple solution to save the contractor time and labor compared to buying and terminating expensive MC cable or making a fixture whip solution on the job site.

Note: The only difference between EPCO's health care fixture whips and our competitors MC cable-based fixture whips; we do not add a "green" stripe or "green" product label to the flexible metal conduit (FMC) to designate these products as health care whips to keep the selling price low.



Die-Cast Screw-In Lock-Nut Connector Die-Cast Screw-In Lock-Nut Connector

Catalog Number	UPC Number	Description	Order Unit	Unit Qty	Unit Pkg	Units/ Case	TL Case Qty	Min Order Qty	MM Req	Ship Wt (Lbs)
Pre-fabricated Standard Health Care Fixture Whips										
EPW1263	10315	3/8" 3-12 AWG Stranded Wire, 6 Foot, Black, White, Green; Die-Cast Screw-in Lock-nut Connector	EA	1	BRL	100	100	10	Yes	190
EPW1263S	10337	3/8" 3-12 AWG Solid Wire, 6 Foot, Black, White, Green; Die-Cast Screw-in Lock-nut Connector	EA	1	BRL	100	100	10	Yes	190
EPW1263-1/2	11600	1/2" 3-12 AWG Stranded Wire, 6 Foot, Black, White, Green; Die-Cast Screw-in Lock-nut Connector	EA	1	BRL	100	100	10	Yes	186
EPW1263S-1/2	10314	1/2" 3-12 AWG Solid Wire, 6 Foot, Black, White, Green; Die-Cast Screw-in Lock-nut Connector	EA	1	BRL	100	100	10	Yes	186
Pre-fabricated Illumination Control Health Care Fixture Whips (120-Volt)										
EPW1263-1/2-IC	84010	1/2" 3-12 AWG Stranded Wire, 6 Foot, Black, White, Green; Die-Cast Screw-in Lock-nut Connector; 16 AWG Stranded Wire; Purple and Pink Control Conductors	EA	1	BRL	100	100	10	Yes	292
EPW1263S-1/2-IC	84011	1/2" 3-12 AWG Solid Wire, 6 Foot, Black, White, Green; Die-Cast Screw-in Lock-nut Connector; 16 AWG Stranded Wire; Purple and Pink Control Conductors	EA	1	BRL	100	100	10	Yes	292
Pre-fabricated Illumination Control Health Care Fixture Whips (277-Volt)										
EPW1263-1/2-BGG-IC	84038	1/2" 3-12 AWG Stranded Wire, 6 Foot, Brown, Grey, Green; Die-Cast Screw-in Lock-nut Connector; 16 AWG Stranded Wire; Purple and Pink Control Conductors	EA	1	BRL	100	100	10	Yes	292
EPW1263S-1/2-BGG-IC	84040	1/2" 3-12 AWG Solid Wire, 6 Foot, Brown, Grey, Green; Die-Cast Screw-in Lock-nut Connector; 16 AWG Stranded Wire; Purple and Pink Control Conductors	EA	1	BRL	100	100	10	Yes	292

PRE-FABRICATED WHIPS

Custom Fixture Whips

EPCO is the industry leader in the development and manufacturing of pre-fabricated standard, illumination control, health care, and custom fixture whips. We can cost effectively customize and produce any fixture whip configuration in any length, wire gauge size, and your choice of steel or liquid tight conduit.

Our advanced engineering capabilities enables us to easily and expeditiously develop any fixture whip configuration to connect and energize any lighting system or device to meet your application needs.

Example: Office furniture — we can configure, manufacture, and deliver a custom “cubicle” power whip solution that provides electrical power from the building’s power supply to office cubicles to deliver electricity to computers, task lighting, telephone systems, fax machines, and other electric devices to improve the building’s infrastructure.



WHY CONTRACTORS USE UL LISTED EPCO FIXTURE WHIPS

- All of our Fixture Whips are assembled in our facility using UL Listed or UL Recognized components.
- A UL label attached to every Fixture Whip is an immediate identifier to the electrical inspector and contractor that our fixture whips have been inspected at the factory, listed by UL (File Number E87199) and comply with the NEC.
- Permitted for use by virtually all local building codes and approved by electrical inspectors in the majority of municipalities across the U.S.
- We provide product liability insurance as additional protection in the event of product defects that may cause a liability to the contractor.

The table below shows the maximum number of insulated conductors in 3/8 inch flexible metal conduit.

Wire Types	THHN	TFN
Wire Size (AWG)	A	B
18	5	8
16	4	6
14	3	4
12	2	3
10	1	1

Column A = With fitting inside conduit

Column B = With fitting outside conduit

In addition, one covered or bare equipment grounding conductor of the same size shall be permitted (per the 2023 NEC, Table 348.22).

Custom Fixture Whip Ordering Guide

To order a custom Fixture Whip choose from the following components. Contact Engineered Products Company's (EPCO's) Inside Sales team to place your order. Email sales@engproducts.com or call 952.767.8780.

Quantity of whips needed = _____

Wire Conductor Type (circle one)

Solid Stranded

Wire Conductor Gauge Size (circle one)

12 AWG 14 AWG 16 AWG 18 AWG

Wire Conductor Colors (circle)

Black White Red Green Blue Grey Brown
Purple Pink Orange Yellow Other _____

Wire Conductor Lead Length (circle one)

6 inch 12 inch Other _____

Conduit Size (circle one)

3/8 inch 1/2 inch 3/4 inch

Conduit Length (circle one)

6 Foot 8 Foot 10 Foot
12 Foot Other _____

Illumination Control (circle one)

(1/2 inch only) = Yes or No

Liquid Tight Conduit (circle one)

Yes or No

Insulated Throat (circle one)

Yes or No

Connector Type

Select a connector (by number) from the reference guide on the right.

Left End _____ Right End _____

WAGO® Connectors

Select wire color and which end requires the WAGO connector.

Color _____

☐ Left ☐ Right

Color _____

☐ Left ☐ Right

Color _____

☐ Left ☐ Right

Color _____

☐ Left ☐ Right

Color _____

☐ Left ☐ Right

Color _____

☐ Left ☐ Right

WAGO® is a registered Trademark of WAGO Kontakttechnik GmbH & Co. KG – All Rights Reserved.

①



Standard Screw-In Die Cast (Internal)

3/8": P/N E00-001-000 1/2": P/N E00-026-000

Type: Screw-in/Lock Nut Material: Die-Cast

Insulated: Yes or No (circle one)

②



Standard Snap-In Die-Cast (Internal)

3/8": P/N E00-003-000 1/2": P/N E00-005-000

Type: Screw-in/Snap-in Material: Die-Cast

③



Standard Snap-In Die-Cast (External)

3/8": P/N E00-003-001

Type: Set Screw/Snap-in Material: Die-Cast

Insulated: No

④



Standard Screw-In Die Cast (External)

3/8": P/N E00-041-000 1/2": P/N E00-042-000

Type: Squeeze/Lock Nut

Material: Die Cast Insulated: No

⑤



Standard Snap-In Phenolic with Steel (External)

3/8": P/N E00-002-000 1/2": P/N E00-013-000

Type: Exterior/Snap-in Material: Plastic w/Steel

Insulated: Yes

⑥



Standard Screw-In Steel (External)

3/8": P/N E00-041-002 1/2": P/N E00-042-002

Type: Squeeze/Lock Nut Material: Steel

Insulated: 3/8": No 1/2": Yes

⑦



Squeeze Type with Lock Nut and Set Screw Steel (External)

3/8": P/N TB 3110 1/2": P/N 112-001-007

Type: Squeeze/Lock Nut Material: Steel

Insulated: Yes

⑧



90° Connector with Lock Nut and Set Screw Die-Cast (External)

3/8": P/N E00-007-000 1/2": P/N E00-010-000

Type: Set Screw/Lock Nut, 90° Material: Die-Cast

Insulated: Yes or No (circle one)

⑨



90° Connector Snap-In with Set Screw Die-Cast (External)

3/8": P/N E00-015-000 1/2": P/N E00-005-001

Type: Set Screw/Snap-in, 90° Material: Die-Cast

Insulated: No

⑩



Speed Lock with Insulated Throat and Set Screw Steel (External)

3/8": P/N E00-002-002 1/2": P/N E00-005-002

Type: Speed Lock Style/Snap-in Material: Steel

Insulated: Yes

PRE-FABRICATED WHIPS

Pre-Fabricated Metal Clad Whips

Engineered Products Company's Aluminum Armor MC Whips are pre-assembled for quick and easy installations, saving valuable time on-site. Built in the USA, these MC Whips are durable and reliable.

FEATURES

- 12/2, 12/3, 14/2, 14/3 MC Aluminum Armor, Solid Wire (Black, White with Green Ground).
- Die Cast Snap-in Connector for 1/2" Trade Size Knockouts.
- 6-inch conductor tails.
- 5/8" strip.
- Whips are packaged in barrels or gaylords.
- Available in a range of lengths to suit any application:
 - 6 Feet - the perfect go-to for most lighting installations.
 - 10 Feet - ideal for longer lighting runs or when extra reach is needed.
 - 15-20 Feet - these MC Whips excel as wall whips, bringing power to outlets and fixtures.
 - 20+ Feet - conquer extensive power distribution needs running power across larger areas of your building.
- Metal cladding provides superior protection ideal for rough environments prone to damage.
- Pre-assembled with ground conductor simplifies installation and saves time.



APPLICATIONS

- Run power to outlets, appliances, and other electrical equipment.
- Supply power from main electrical panel to sub-panels.
- Connect light fixtures to power source.
- Run low-voltage wiring for cooling systems.

Custom capabilities available. Contact the factory for a quote and additional information.

Catalog Number	UPC Number	Description	Order Unit	Unit Qty	Unit Pkg	Units/ Case	TL Case Qty	Min Order Qty	MM Req	Ship Wt (Lbs)
MCWA-12/2SOL-8	12001	Aluminum Armor AC Whips: 8 FT, 12/2 Solid, Black, White, Green, Die-Cast Snap-In Connector	EA	1	BRL	75	75	10	Yes	91
MCWA-12/2SOL-10	12002	Aluminum Armor AC Whips: 10 FT, 12/2 Solid, Black, White, Green, Die-Cast Snap-In Connector	EA	1	BRL	60	60	10	Yes	89
MCWA-12/2SOL-12	12003	Aluminum Armor AC Whips: 12 FT, 12/2 Solid, Black, White, Green, Die-Cast Snap-In Connector	EA	1	BRL	50	50	10	Yes	87
MCWA-12/2SOL-15	12004	Aluminum Armor AC Whips: 15 FT, 12/2 Solid, Black, White, Green, Die-Cast Snap-In Connector	EA	1	BRL	40	40	10	Yes	85
MCWA-12/2SOL-20	12005	Aluminum Armor AC Whips: 20 FT, 12/2 Solid, Black, White, Green, Die-Cast Snap-In Connector	EA	1	BRL	30	30	10	Yes	83

UNITS OF MEASURE KEY

Order Unit: The Unit to be ordered; Order Qty: Number of pieces in each Unit; Unit Pkg: Packaging types - BG (Bag), BX (Box), BRL (Barrel); Units/Case: Unit packages contained in the Case; TL Case Qty: The total number of items in each Master Case; Min Order Qty: The smallest Unit that can be ordered; MM Req: Must order multiples of the Unit in the stated quantities; Ship Wt (Lbs): Total weight of the units per Carton

Air Conditioner and Power Equipment Whips

EPCO's Pre-Fabricated Air Conditioner Whips and Power Equipment Whips are ideal for use with electrical equipment where flexibility and protection from liquids, vapors, or solid materials is required and for operations in moist or wet environments.

AIR CONDITIONER WHIPS (8 AND 10 AWG CONDUCTORS)

- Contractor labor savings solution eliminates traditional pipe and wire installation methods.
- Available with Non-Metallic or Metallic connectors.
- 0.5" or 0.75" Non-Metallic PVC Liquid Tight Conduit

POWER EQUIPMENT WHIPS (12 AWG CONDUCTORS)

- Cost-effective and installation to ancillary power equipment.
- Suitable for direct burial or encasement in concrete applications.
- 0.5" Non-Metallic PVC Liquid Tight Conduit.

COMMONALITIES

- Available in 4 or 6 foot lengths.
- Includes one (1) Straight Connector, one (1) Right Angle Connector, and reducing washers.
- Pre-assembled using UL Listed or UL Recognized components.
- Meets the requirements of the 2023 National Electrical Code: Articles 310.10 (C) (G) (2, 3 and 4), Table 310.12 (A), 350.10 (1, 2 and (3), 350.22 (A), 350.30 (A), 356.10, 356.20, 440.6, and 440.31.



Air Conditioner Whip with Non-Metallic Connectors



Air Conditioner Whip with Metallic Connectors



Power Equipment Whip

Catalog Number	UPC Number	Description	Order Unit	Unit Qty	Unit Pkg	Units/ Case	TL Case Qty	Min Order Qty	MM Req	Ship Wt (Lbs)
Air Conditioner Whips with Non-Metallic Connectors										
ACWNM1043-1RA	11202	4 Foot, 1/2", 3-10 AWG, Red, Black, Green	EA	1	BX	6	6	1	No	9
ACWNM1063-1RA	11204	6 Foot, 1/2", 3-10 AWG, Red, Black, Green	EA	1	BX	6	6	1	No	12
ACWNM843-1RA	11205	4 Foot, 3/4", 2-8 AWG, Red, Black; 1-10 AWG, Green	EA	1	BX	6	6	1	No	13
ACWNM863-1RA	11208	6 Foot, 3/4", 2-8 AWG, Red, Black; 1-10 AWG, Green	EA	1	BX	6	6	1	No	16
ACWNM843-1RA-1/2	11214	4 Foot, 1/2", 2-8 AWG, Red, Black; 1-10 AWG, Green	EA	1	BX	6	6	1	No	11
ACWNM863-1RA-1/2	11213	6 Foot 1/2", 2-8 AWG, Red, Black; 1-10 AWG, Green	EA	1	BX	6	6	1	No	14
Air Conditioner Whips with Metallic Connectors										
ACWNMD1043-1RA	10387	4 Foot, 0.5", Three (3) 10 AWG, Red, Black, Green	EA	1	BX	6	6	1	No	9
ACWNMD1063-1RA	10388	6 Foot, 0.5", Three (3) 10 AWG, Red, Black, Green	EA	1	BX	6	6	1	No	12
ACWNMD843-1RA	10389	4 Foot, 0.75", Two (2) 8 AWG, Red, Black; One (1) 10 AWG, Green	EA	1	BX	6	6	1	No	13
ACWNMD863-1/2-1RA	10394	6 Foot, 0.5", Two (2) 8 AWG, Red, Black; One (1) 10 AWG, Green	EA	1	BX	6	6	1	No	14
ACWNM863-1RA	10386	6 Foot 0.5", Two (2) 8 AWG, Red, Black; One (1) 10 AWG, Green	EA	1	BX	6	6	1	No	16
Power Equipment Whips										
PEWNM1263-1RA	10680	6 Foot, 0.5", Three (3) 12 AWG, Red, Black, Green	EA	1	BX	20	20	1	No	34
PEWNM1243-1RA	10681	4 Foot, 0.5", Three (3) 12 AWG, Red, Black, Green	EA	1	BX	20	20	1	No	23
PEWNM1264-1RA	10682	6 Foot, 0.5", Four (4) 12 AWG, Red, Black, Green, White	EA	1	BX	20	20	1	No	36
PEWNM1244-1RA	10683	4 Foot, 0.5", Four (4) 12 AWG, Red, Black, Green, White	EA	1	BX	20	20	1	No	25

Our Grounding and Ground Bonding products provide a permanent and positive connection for the grounding system to ensure an effective, low-impedance, ground-fault current path to safeguard people and property from electrical hazards.

QUESTIONS?
Call 800.336.1976
Email
sales@engproducts.com
Or Visit engproducts.com

Grounding PigTails60

Single and Dual-Gang PigTails61

PowerTails® Device Wiring Conductors62

Ground Bonding PigTail and PowerTail
Application Examples.....63

Ground Screws and Ground Clips66

Ground Bonding Jumper Kits.....67

GROUNDING PIGTAILS™

We introduced the Stranded Grounding PigTail in 1976. Our manufacturing expertise, quality, reliability, and expedited delivery time have always met customer expectations. No other company manufactures more configurations of Grounding PigTails than EPCO. Our solid and stranded wire, single and dual-gang Grounding PigTails are available in 6.5", 8", 10", and 12" lengths and include a grounding screw and a machine-made, insulated crimped ring, or flanged spade fork terminal.

POWERTAILS® DEVICE WIRING CONDUCTORS

EPCO PowerTails provide installation speed and a reliable connection when bringing power to multiple devices. Perfect for pre-wiring devices in the contractor's shop or on the job site, PowerTails are manufactured using 12 AWG stranded wire to easily push into the junction box.

GROUND SCREWS and GROUND CLIPS

EPCO Ground Screws are used in our Ground Bonding PigTails and are available as a Hex Head Screw for pre-tapped metal boxes and a Cutting Point Screw for when holes have not been pre-tapped.

Our Ground Clips are an excellent time and labor saving alternative to Ground Screws. They are specifically designed for termination of the grounding conductor and should be used when a 10-32 hole is not pre-drilled or tapped into a metallic junction box.

GROUND BONDING JUMPER KITS

Our Pre-Fabricated Ground Bonding Jumper Kits are one of the most critical elements in a safely grounded system. They provide a positive and effective connection that ensures a low-impedance ground-fault current path to safeguard personnel and property from electrical shock hazards. EPCO Ground Bonding Jumpers ensure the equipment ground is at the same potential as the earth.

CUSTOM GROUNDING PIGTAILS

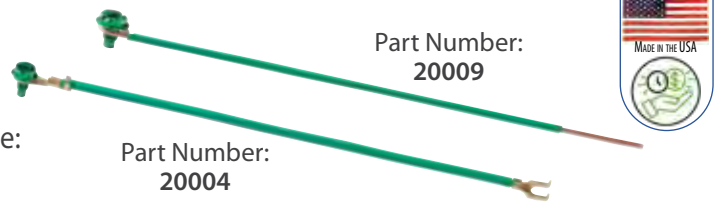
We can produce Grounding PigTails™ in bulk packaging (1,000 per carton), or in multiple package types utilizing our high-speed production and packaging equipment. Special options include custom packaging and labeling, or other kitting services to meet your application requirements.

From simple to complex, our custom capability extends beyond producing industry standard Grounding PigTails. We can produce any type of grounding or ground bonding product. For example, grounding straps, ground harness assemblies, and other grounding solutions needed for your specific application.

GROUND BONDING

Grounding PigTails™ (12 AWG)

- Feature a captive GSH (Hex Head) or GSC (Cutting Point) Green Ground Screw on one end, the other end is pre-stripped 5/8" or 1".
- Meets the requirements of the 2023 National Electrical Code: Articles 110.14 (A and B), and 250.8 (A).



Catalog Number	UPC Number	Description	Order Unit	Unit Qty	Unit Pkg	Units/ Case	TL Case Qty	Min Order Qty	MM Req	Bulk Ship Wt (Lbs)
Stranded Wire with No Ground Screw										
20008*	20008	8", One (1) Flanged Spade Terminal, Stripped 5/8" (TUBE)	PKG	50	PKG	10	500	50	Yes	13
20208	20208	8", One (1) Flanged Spade Terminal, Stripped 5/8" (BAG)	PKG	50	BG	20	1000	50	Yes	13
10008	10008	8", One (1) Flanged Spade Terminal, Stripped 5/8" (BULK)	PKG	1000	BN	1000	1000	1000	Yes	26
Stranded Wire with GSH Ground Screw										
20004*	20004	8", One (1) Flanged Spade Terminal (TUBE)	PKG	50	PKG	10	500	50	Yes	13
20204	20204	8", One (1) Flanged Spade Terminal (BAG)	PKG	50	BG	20	1000	50	Yes	13
10004	10004	8", One (1) Flanged Spade Terminal (BULK)	PKG	1000	BN	1000	1000	1000	Yes	26
20019	20019	10", One (1) Flanged Spade Terminal (TUBE)	PKG	50	PKG	10	500	50	Yes	15
20025	20025	12", One (1) Flanged Spade Terminal (TUBE)	PKG	50	PKG	10	500	50	Yes	17
20029*	20029	8", Ring Terminal, Stripped 5/8" (TUBE)	PKG	50	PKG	10	500	50	Yes	12
20229	20229	8", Ring Terminal, Stripped 5/8" (BAG)	PKG	50	BG	20	1000	50	Yes	12
Stranded Wire with GSC Ground Screw										
20020	20020	10", Ring Terminal, One (1) Flanged Spade Terminal (TUBE)	PKG	50	PKG	10	500	50	Yes	15
20026	20026	12", Ring Terminal, One (1) Flanged Spade Terminal (TUBE)	PKG	50	PKG	10	500	50	Yes	17
20035	20035	10", Ring Terminal, Stripped 5/8" (TUBE)	PKG	50	PKG	10	500	50	Yes	14
20036	20036	8", Ring Terminal, Stripped 5/8" (TUBE)	PKG	50	PKG	10	500	50	Yes	12
20041	20041	8", Ring Terminal, One (1) Flanged Spade Terminal (TUBE)	PKG	50	PKG	10	500	50	Yes	13
10041	10041	8", Ring Terminal, One (1) Flanged Spade Terminal (BULK)	PKG	1000	BN	1000	1000	1000	Yes	26
Solid Wire with GSC Ground Screw										
20016	20016	6.5", Captive GSC Ground Screw, Stripped 1" (TUBE)	PKG	50	PKG	10	500	50	Yes	9
10016	10016	6.5", Captive GSC Ground Screw, Stripped 1" (BULK)	PKG	1000	BN	1000	1000	1000	Yes	18
20086	20086	8", Captive GSC Ground Screw, Stripped 1" (TUBE)	PKG	50	PKG	10	500	50	Yes	11
20088	20088	10", Captive GSC Ground Screw, Stripped 1" (TUBE)	PKG	50	PKG	10	500	50	Yes	13
Solid Wire with GSH Ground Screw										
20009*	20009	6.5", Captive GSH Ground Screw, Stripped 1" (TUBE)	PKG	50	PKG	10	500	50	Yes	9
20209	20209	6.5", Captive GSH Ground Screw, Stripped 1" (BAG)	PKG	50	BG	20	1000	50	Yes	9
10009	10009	6.5", Captive GSH Ground Screw, Stripped 1" (BULK)	PKG	1000	BN	1000	1000	1000	Yes	18
20011*	20011	8", Captive GSH Ground Screw, Stripped 1" (TUBE)	PKG	50	PKG	10	500	50	Yes	11
20211	20211	8", Captive GSH Ground Screw, Stripped 1" (BAG)	PKG	50	BG	20	1000	50	Yes	11
10011	10011	8", Captive GSH Ground Screw, Stripped 1" (BULK)	PKG	1000	BN	1000	1000	1000	Yes	22
20087	20087	10", Captive GSH Ground Screw, Stripped 1" (TUBE)	PKG	50	PKG	10	500	50	Yes	13

* Contractor Preferred

Grounding PigTails™ (14 AWG)

Catalog Number	UPC Number	Description	Order Unit	Unit Qty	Unit Pkg	Units/ Case	TL Case Qty	Min Order Qty	MM Req	Bulk Ship Wt (Lbs)
Stranded Wire with GSH Ground Screw										
20003	20003	8" (14 AWG), One (1) Flanged Spade Terminal	PKG	50	PKG	10	500	50	Yes	16
10003	10003	8" (14 AWG), One (1) Flanged Spade Terminal (BULK)	PKG	1000	BN	1000	1000	1000	Yes	32
Solid Wire with GSH Ground Screw										
20010	20010	6.5" (14 AWG), Stripped 1"	PKG	50	PKG	10	500	50	Yes	7
10010	10010	6.5" (14 AWG), Stripped 1" (BULK)	PKG	1000	BN	1000	1000	1000	Yes	14

Single and Dual-Gang Grounding PigTails™ (12 AWG)

- Matched Flanged Spade and Ring Terminals ensure a safe, reliable ground connection.
- 12 AWG only.
- Meets the requirements of the 2023 National Electrical Code: Articles 110.14 (A and B), and 250.8 (A).
- For application examples see pages 67-69.



Catalog Number	UPC Number	Description	Order Unit	Unit Qty	Unit Pkg	Units/ Case	TL Case Qty	Min Order Qty	MM Req	Bulk Ship Wt (Lbs)
Single-Gang PigTails with GSH Ground Screw										
20067	20067	One (1) 8" Solid Wire Incoming Lead, Stripped 1"; One (1) 8" Stranded Wire Conductor with Flanged Spade Terminal	PKG	20	PKG	10	200	20	Yes	9
20068	20068	One (1) 8" Stranded Wire Incoming Lead, Stripped 5/8"; One (1) 8" Stranded Wire Conductor with Flanged Spade Terminal	PKG	20	PKG	10	200	20	Yes	9
Dual-Gang PigTails with GSH Ground Screw										
20070*	20070	Two (2) 8" Stranded Wire Conductors, each with Flanged Spade Terminal	PKG	20	PKG	10	200	20	Yes	10
20074*	20074	One (1) 8" Solid Wire Incoming Lead, Stripped 1"; Two (2) 8" Stranded Wire Conductors, each with Flanged Spade Terminal	PKG	20	PKG	10	200	20	Yes	11
20075	20075	One (1) 8" Stranded Wire Incoming Lead, Stripped 5/8"; Two (2) Stranded Wire Conductors, each with Flanged Spade Terminal	PKG	20	PKG	10	200	20	Yes	13


* Contractor Preferred

UNITS OF MEASURE KEY Order Unit: The Unit to be ordered; Unit Qty: Number of pieces in each Unit; Unit Pkg: Unit Packages contained in the case - Packaging types - BG (Bag), BRL (Barrel), BX (Box), BN (Bulk), PKG (Package), EA (Each), RL (Roll), LB (Pound), C (Hundred), M (Thousand); Units/Case: Unit packages contained in the Case; TL Case Qty: The total number of items in each Master Case; Min Order Qty: The smallest Unit that can be ordered; MM Req: Must order multiples of the Unit in the stated quantities; Ship Wt (Lbs): Total weight of the units per Carton.

GROUND BONDING

PowerTails® Device Wiring Conductors (12 AWG)

- Provides installation speed and a reliable connection when bringing power to multiple devices. Perfect for pre-wiring devices in the contractor's shop or on the job site.
- Manufactured using 12 AWG stranded wire to easily push into the junction box.
- 8" leads feature a factory crimped Flanged Spade Terminal that slips under the terminal screw on the device.
- Meets the requirements of the 2023 National Electrical Code: Articles: 110.14 (A and B).
- For application examples see pages 67-69.



Catalog Number	UPC Number	Description	Order Unit	Unit Qty	Unit Pkg	Units/ Case	TL Case Qty	Min Order Qty	MM Req	Bulk Ship Wt (Lbs)
Stranded Wire PowerTails Device Wiring Conductors										
20061	20061	8", Red, Stripped 5/8", One (1) Flanged Spade Terminal (TUBE)	PKG	50	PKG	10	500	50	Yes	9
20261	20261	8", Red, Stripped 5/8", One (1) Flanged Spade Terminal (BAG)	PKG	50	BG	20	1000	50	Yes	9
10061	10061	8", Red, Stripped 5/8", One (1) Flanged Spade Terminal (BULK)	PKG	1000	BN	1000	1000	1000	Yes	18
20062	20062	8", White, Stripped 5/8", One (1) Flanged Spade Terminal (TUBE)	PKG	50	PKG	10	500	50	Yes	9
20262	20298	8", White, Stripped 5/8", One (1) Flanged Spade Terminal (BAG)	PKG	50	BG	20	1000	50	Yes	9
10062	10062	8", White, Stripped 5/8", One (1) Flanged Spade Terminal (BULK)	PKG	1000	BN	1000	1000	1000	Yes	18
20065	20065	8", Black, Stripped 5/8", One (1) Flanged Spade Terminal (TUBE)	PKG	50	PKG	10	500	50	Yes	9
20265	20299	8", Black, Stripped 5/8", One (1) Flanged Spade Terminal (BAG)	PKG	50	BG	20	1000	50	Yes	9
10065	10065	8", Black, Stripped 5/8", One (1) Flanged Spade Terminal (BULK)	PKG	1000	BN	1000	1000	1000	Yes	18
20077	20077	8", Blue, Stripped 5/8", One (1) Flanged Spade Terminal (TUBE)	PKG	50	PKG	10	500	50	Yes	9
20277	20277	8", Blue, Stripped 5/8", One (1) Flanged Spade Terminal (BAG)	PKG	50	BG	20	1000	50	Yes	9
10077	10077	8", Blue, Stripped 5/8", One (1) Flanged Spade Terminal (BULK)	PKG	1000	BN	1000	1000	1000	Yes	18

Now offering a full line of PigTails and PowerTails packaged in bags. E-mail sales@engproducts.com or call 1.800.336.1976



Tube



Bag



Box



UNITS OF MEASURE KEY Order Unit: The Unit to be ordered; Unit Qty: Number of pieces in each Unit; Unit Pkg: Unit Packages contained in the case - Packaging types - BG (Bag), BRL (Barrel), BX (Box), BN (Bulk), PKG (Package), EA (Each), RL (Roll), LB (Pound), C (Hundred), M (Thousand); Units/Case: Unit packages contained in the Case; TL Case Qty: The total number of items in each Master Case; Min Order Qty: The smallest Unit that can be ordered; MM Req: Must order multiples of the Unit in the stated quantities; Ship Wt (Lbs): Total weight of the units per Carton.

Grounding PigTail and PowerTail Application Examples

SINGLE-GANG SOLID WIRE PART NUMBER: 20067
POWERTAILS PART NUMBER: 20062 and 20065




Part Number:
20067


Part Number:
20062

Part Number:
20065

The ground screw is screwed into and bonds the metal junction box. The single stranded wire grounding conductor with the flanged spade terminal from this same PigTail grounds the receptacle. The solid wire grounding conductor on the PigTail connects to the MC Cable and bonds back to the service panel.



SINGLE-GANG STRANDED WIRE PART NUMBER: 20068
POWERTAILS PART NUMBER: 20062 and 20065




Part Number:
20068

Part Number:
20062

Part Number:
20065

The ground screw is screwed into and “grounds” the metal junction box. The single stranded wire grounding conductor with the flanged spade terminal from this PigTail grounds the receptacle. The stranded wire grounding conductor on the PigTail connects (by wire nut) the incoming ground conductor in the MC Cable and bonds back to the service panel.



GROUND BONDING

Grounding PigTail and PowerTail Application Examples

DUAL-GANG STRANDED WIRE PART NUMBER: 20070
POWERTAILS PART NUMBER: 20062 and 20065



Part Number:
20070



Part Number:
20062



Part Number:
20065

The ground screw is screwed into the 10/32 tapped grounding hole opening in the metal junction box, bonding the junction box to the conduit system and grounded back to the service panel. The two (2) stranded wire ground PigTails with the flanged spade terminals would then connect to the grounding screw of the receptacles or switches to be wired.



DUAL-GANG STRANDED WIRE PART NUMBER: 20075
POWERTAILS PART NUMBER: 20062 and 20065



Part Number:
20075




Part Number:
20062



Part Number:
20065

The ground screw is screwed into and “grounds” the metal junction box and is bonded back to the service grounded panel. Two (2) stranded wire grounding conductors with flanged spade terminals from this PigTail ground each receptacle. The stranded wire grounding conductor on the PigTail connects by wire nut to the ground conductor from the incoming cable.



Grounding PigTail and PowerTail Application Examples

DUAL-GANG SOLID WIRE PART NUMBER: 20074
POWERTAILS PART NUMBER: 20062 and 20065



Part Number:
20074




Part Number:
20062



Part Number:
20065

The ground screw is screwed into and bonds the metal junction box. The two (2) stranded wire grounding conductors with the flanged spade terminals from this PigTail grounds each receptacle. The solid wire conductor on the PigTail connects by wire nut to the incoming ground conductor in the conduit and bonds back to the service panel.




Notes

GROUND BONDING

Ground Screws and Ground Clips

GROUND SCREWS

- **Hex Head Screw (GSH):** Combination slotted, Phillips and square drive tapered point screw used to simplify wiring installations when pre-tapped holes exist in metal boxes.
- **Cutting Point Screw (GSC):** Combination hex head, slotted, Phillips and square drive screw for use in metal boxes when holes have not been pre-tapped.
- All Screws are #10-32 x .375.
- Meets the requirements of the 2023 National Electrical Code: Article 250.8.



Hex Head Screw
Part Number:
GSH

Cutting Point
Screw
Part Number: GSC



Ground Clip
Part Number: GC

GROUNDING CLIPS

- Labor saving alternative to using Ground Screws. Specifically designed for termination of the grounding conductor and should be used when a 10-32 hole is not pre-drilled or tapped into a metallic junction box.

Catalog Number	UPC Number	Description	Order Unit	Unit Qty	Unit Pkg	Units/ Case	TL Case Qty	Min Order Qty	MM Req	Bulk Ship Wt (Lbs)
Ground Screws										
GSH	10051	Slotted, #2 Phillips, Hex Head, #2 Robertson with Tapered Die Point	PKG	100	PKG	10	1000	100	Yes	1
20051	20051	Slotted, #2 Phillips, Hex Head, #2 Robertson with Tapered Die Point (BULK)	C	1000	BN	1000	1000	1000	Yes	10
GSC	10053	Slotted, #2 Phillips, Hex Head with Cutting Point	PKG	100	PKG	10	1000	100	Yes	1
20053	20053	Slotted, #2 Phillips, Hex Head with Cutting Point (BULK)	C	1000	BN	1000	1000	1000	Yes	10
Ground Clips										
GC	10052	Ground Clip: For 14-12 AWG Solid Wire	PKG	100	PKG	10	1000	100	Yes	1
20052	20052	Ground Clip: For 14-12 AWG Solid Wire (BULK)	C	1000	BN	1000	1000	1000	Yes	10

UNITS OF MEASURE KEY Order Unit: The Unit to be ordered; Unit Qty: Number of pieces in each Unit; Unit Pkg: Unit Packages contained in the case - Packaging types - BG (Bag), BRL (Barrel), BX (Box), BN (Bulk), PKG (Package), EA (Each), RL (Roll), LB (Pound), C (Hundred), M (Thousand); Units/Case: Unit packages contained in the Case; TL Case Qty: The total number of items in each Master Case; Min Order Qty: The smallest Unit that can be ordered; MM Req: Must order multiples of the Unit in the stated quantities; Ship Wt (Lbs): Total weight of the units per Carton.

Ground Bonding Jumper Kits

For circuits operating between 50 and 55 amps, Ground Bonding Jumper Kits provide a means to carry electric currents to ground under normal fault conditions without exceeding any operating and equipment limits, or adversely affecting continuity of the electrical service. This ensures any person in the immediate area is not exposed to any danger of electrical shock.

TYPICAL APPLICATIONS

- Ensure stable grounding conditions for protective relays.
- Provide a low-impedance path to ground, to maintain the system neutral at or near ground potential.
- Provides a source of ground fault current during line-to-ground faults.
- Improve the reliability of electronic process controls, computer systems, and communication circuits by making low-resistance ground connections accessible.
- Protect personnel from injury and property from damage by managing high-voltage surges.
- Manage discharge currents from lighting arresters, spark gaps, and similar devices.
- Limit the magnitude of transient over-voltages when re-striking ground faults occur.

BENEFITS and FEATURES

- The critical link between the grounded service conductor and the equipment ground conductor.
- Pre-crimped and ready to use right out of the box.
- Manufactured with corrosion-resistant, 6 AWG Stranded Copper Wire.
- Ground Screws included in individually labeled polybags.
- Includes one (1) 5cc Tube of Oxide Inhibiting Compound Grease.
- Ground Lugs standard with two .25" Holes and .625" Hole Spacing.
- Custom configurations are available for your specific requirements.
- Meets the requirements of the 2023 National Electrical Code: Articles 250.24 (B and C), and 250.28 (A).



Part Number:
EGBP-06-12-00-00



Part Number:
EGBP-06-36-00-00



Part Number:
EGBP-06-120-00-S

Catalog Number	UPC Number	Description	Order Unit	Unit Qty	Unit Pkg	Units/Case	TL Case Qty	Min Order Qty	MM Req	Bulk Ship Wt (Lbs)
EGBP-06-12-00-00	10810	12" Jumper Kit, Two (2) Straight Lugs	EA	1	BG	5	5	1	No	5
EGBP-06-24-00-00	10811	24" Jumper Kit, Two (2) Straight Lugs	EA	1	BG	5	5	1	No	5
EGBP-06-36-00-00	10812	36" Jumper Kit, Two (2) Straight Lugs	EA	1	BG	5	5	1	No	5
EGBP-06-72-00-S	10813	72" Jumper Kit, One (1) Straight Lug, 1" Captive Strip on Opposite End	EA	1	BG	5	5	1	No	6
EGBP-06-120-00-S	10814	120" Jumper Kit, One (1) Straight Lug, 1" Captive Strip on Opposite End	EA	1	BG	5	5	1	No	7

UNITS OF MEASURE KEY Order Unit: The Unit to be ordered; Unit Qty: Number of pieces in each Unit; Unit Pkg: Unit Packages contained in the case - Packaging types - BG (Bag), BRL (Barrel), BX (Box), BN (Bulk), PKG (Package), EA (Each), RL (Roll), LB (Pound), C (Hundred), M (Thousand); Units/Case: Unit packages contained in the Case; TL Case Qty: The total number of items in each Master Case; Min Order Qty: The smallest Unit that can be ordered; MM Req: Must order multiples of the Unit in the stated quantities; Ship Wt (Lbs): Total weight of the units per Carton.

SPLICE KITS and HEAT SHRINK TUBING

Engineered Products Company (EPCO) is an excellent source for your Heat Shrink Tubing needs.

Using EPCO’s Splice Kits can increase the electrical contractor’s productivity, expedite the installation time, and meet the electrical contractor’s budget and application needs.

Our Splice Kits and Heat Shrink Tubing are designed to provide reliable, sustainable performance. All splice kits provide a water-resistant connection for electrical splices, connections, and terminations as well as mechanical and environmental protection.

UF Cable Splice Kit.....	70
UF Stretcher Kit.....	70
Dual Rated Butt Splice Kits	71
Heat Shrink Torch	71
Copper Butt Splice Kits.....	72
Splice Kit AWG Chart.....	72
EV Charging Cable Splice Kit	73
Heat Shrink Tubing.....	74
Bulk Heat Shrink Tubing.....	75

SPLICE KITS

When an underground electrical cable is accidentally cut or severely damaged, the simple and fast way to make a repair is to use an EPCO Splice Kit. Our Splice Kits are specifically intended for direct burial applications and provide a permanent, water-resistant seal for the repair of copper or aluminum conductors. In addition, EPCO Splice Kits are designed to eliminate internal deterioration of the actual splice and other problems that can cause an open circuit and ultimately lead to conductor or cable failure.

All Splice Kit configurations are available and can repair virtually 90% of job site repairs an electrical contractor will encounter. Every EPCO Splice Kit includes a rustproof, single (discrete) brass or aluminum connector. For "line splicing" cables that have multiple conductors, a multi-port cylindrical brass connector is included.

Installation is very simple and straightforward. After repairing the damaged cable, a section of Heat Shrink Tubing is heated over the mechanical "spliced" connector, subsequently making a water-resistant seal to protect the splice from dirt, moisture and other environmental damage.

HEAT SHRINK TUBING

Our Thick Wall Heat Shrink Tubing for direct burial applications is made from cross-linked polyolefin. This tough, versatile tubing can be used for insulation, harnessing, strain relief, and identification purposes for residential, commercial and industrial applications.

Heat Shrink Tubing is designed and tested to meet the most demanding requirements of IEEE, UL, CSA and ANSI and other international standards for performance and long-term reliability.

QUESTIONS?

Call 800.336.1976

Email

sales@engproducts.com

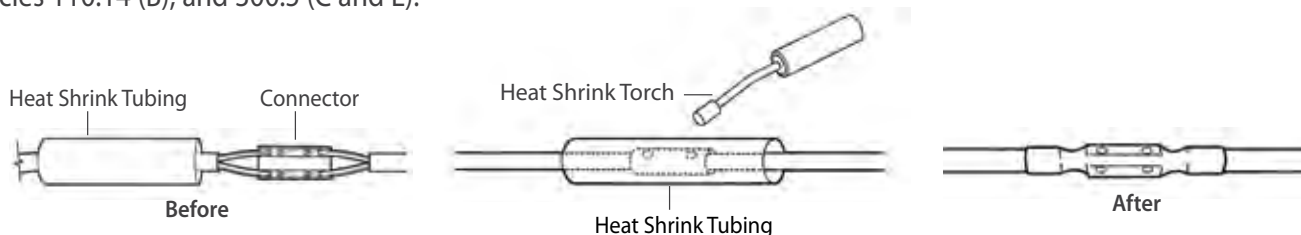
Or Visit engproducts.com

SPLICE KITS and HEAT SHRINK TUBING

UF Cable Splice Kit

The UF Cable Splice Kit includes one (1) 4-position mechanical connector and one (1) piece of heat shrink tubing to splice and insulate 14 AWG to 8 AWG UF Cable. By using thick wall Heat Shrink Tubing with sealant and the mechanical connector, the repair of UF Cable is a quick, easy and reliable process. No epoxies, tape or separate mastics are required.

- UL Listed for direct burial. File Number: E123896.
- Obsoletes messy, two part Splice Kits.
- Accommodates UF Cables sizes: 14/3 without ground minimum, 8/3 without ground maximum.
- 600 Volts maximum, 221°F (105°C) temperature rating.
- Meets the requirements of the 2023 National Electrical Code: Articles 110.14 (B), and 300.5 (C and E).

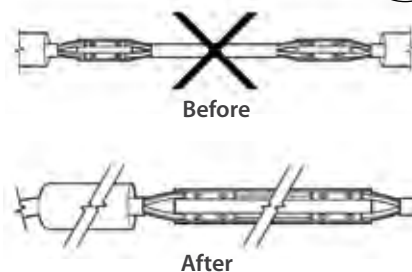


Catalog Number	UPC Number	Description	Order Unit	Unit Qty	Unit Pkg	Units/ Case	TL Case Qty	Min Order Qty	MM Req	Ship Wt (Lbs)
UFC2B	10711	Accommodates Cable Sizes 14/3 to 8/3 Maximum	EA	1	BG	24	24	1	No	2

UF Stretcher Kit

Simplify UF Cable repairs after a trencher or backhoe has damaged or destroyed a 7" to 10" section of UF Cable. Utilize our Thick Wall Heat Shrink Tubing with sealant to make a quick and reliable repair. Eliminates epoxies, tapes or separate mastics and creates a waterproof splice. The kit includes one (1) 4-position 11.5" connector and one (1) piece of heat shrink tubing. Designed to splice and insulate 14 AWG to 8 AWG UF Cable.

- UL Listed for direct burial. File Number: E123896.
- Includes one (1) 11.5" mechanical connector that eliminates the need to use two (2) UF Cable Splice Kits (Part Number: UFC2B) and a short piece of cable when repairing a longer section of damaged UF Cable.
- 600 Volts maximum, 221°F (105°C) temperature rating.
- Meets the requirements of the 2023 National Electrical Code: Articles 110.14 (B), and 300.5 (C and E).



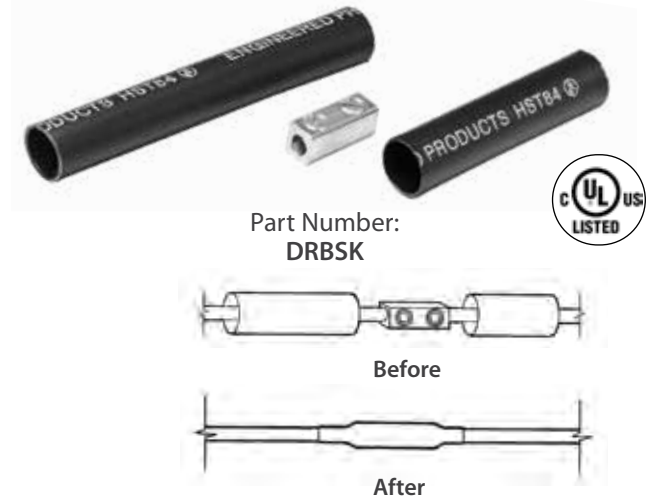
Catalog Number	UPC Number	Description	Order Unit	Unit Qty	Unit Pkg	Units/ Case	TL Case Qty	Min Order Qty	MM Req	Ship Wt (Lbs)
UFS2	10714	Accommodates Cable Sizes 14/3 to 8/3 Maximum	EA	1	BG	24	24	1	No	3

SPECIFICATIONS SUBJECT TO CHANGE WITHOUT NOTICE.

Dual Rated Butt Splice Kits

Although crimping is the most commonly used method of wire splicing and termination, our Dual-Rated Butt Splice Kits eliminate expensive crimping tools when splicing aluminum or copper conductors for direct burial. The kits include a pair of thick wall heat shrink tubing (2 pieces) and one (1) mechanical connector. Popular splicing applications include repair and/or extending type USE Cable.

- UL Listed components.
- 600 Volts maximum, 221°F (105°C) temperature rating.
- For use with aluminum and copper conductors.
- Meets the requirements of the 2023 National Electrical Code: Articles 110.14 (B), and 300.5 (C and E).



Catalog Number	UPC Number	Description	Order Unit	Unit Qty	Unit Pkg	Units/ Case	TL Case Qty	Min Order Qty	MM Req	Ship Wt (Lbs)
DRBSK	11499	Includes one (1) Dual Rated Connector - 4 AWG to 8 AWG; Two (2) pieces of Heat Shrink Tubing	EA	1	BG	24	24	1	No	3
DRBSK1	11500	Includes one (1) Dual Rated Connector - 2 AWG to 1/0 AWG; Two (2) pieces of Heat Shrink Tubing	EA	1	BG	24	24	1	No	3
DRBSK3	11501	Includes one (1) Dual Rated Connector - 2/0 AWG to 250 MCM; Two (2) pieces of Heat Shrink Tubing	EA	1	BG	24	24	1	No	3

Heat Shrink Torch

Recommended only for shrinking Heat Shrink Tubing and for use with all EPCO Splice Kits. The trigger-start ignition starts fast and easy. Features a fully adjustable regulator valve and air inlet port for adjustable flame settings.

- Connects directly to a standard 14.1 oz. propane tank (not included).

***Note:** Not for sweating flux into copper pipe joint.



Catalog Number	UPC Number	Description	Order Unit	Unit Qty	Unit Pkg	Units/ Case	TL Case Qty	Min Order Qty	MM Req	Ship Wt (Lbs)
HST-T1	12200	Heat Shrink Torch	EA	1	BX	20	20	1	No	2

SPECIFICATIONS SUBJECT TO CHANGE WITHOUT NOTICE.

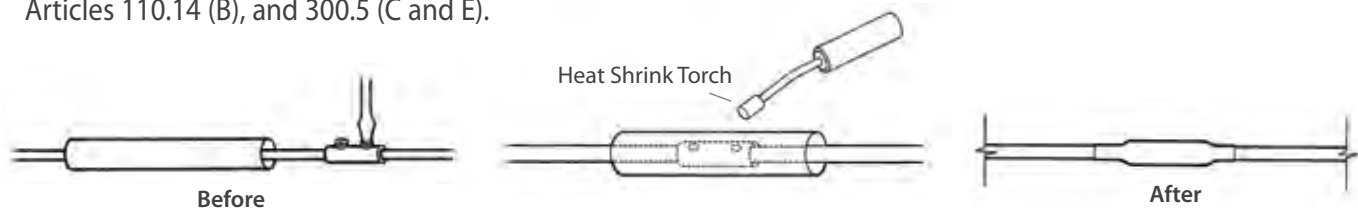
UNITS OF MEASURE KEY Order Unit: The Unit to be ordered; Unit Qty: Number of pieces in each Unit; Unit Pkg: Unit Packages contained in the case - Packaging types - BG (Bag), BRL (Barrel), BX (Box), BN (Bulk), PKG (Package), EA (Each), RL (Roll), LB (Pound), C (Hundred), M (Thousand); Units/Case: Unit packages contained in the Case; TL Case Qty: The total number of items in each Master Case; Min Order Qty: The smallest Unit that can be ordered; MM Req: Must order multiples of the Unit in the stated quantities; Ship Wt (Lbs): Total weight of the units per Carton.

SPLICE KITS and HEAT SHRINK TUBING

Copper Butt Splice Kits

BSK Splice Kits include a Copper Butt Splice Connector and thick wall Heat Shrink Tubing to create a fully insulated and protected butt splice.

- UL Listed. File Number: E103228.
- Designed to simplify splicing discrete copper conductors.
- Sizes: 14 AWG to 2 AWG.
- BSK series is rated for 600 Volts maximum, 221°F (105°C) temperature rating.
- Meets the requirements of the 2023 National Electrical Code: Articles 110.14 (B), and 300.5 (C and E).



Catalog Number	UPC Number	Description	Order Unit	Unit Qty	Unit Pkg	Units/ Case	TL Case Qty	Min Order Qty	MM Req	Ship Wt (Lbs)
BSK1	10705	Includes One (1) Butt Splice Connector - 8 AWG to 14 AWG; One (1) piece of Heat Shrink Tubing	EA	1	BG	24	24	1	No	2
BSK2	10706	Includes Three (3) Butt Splice Connectors - 8 AWG to 14 AWG; Three (3) pieces of Heat Shrink Tubing	EA	1	BG	24	24	1	No	2
BSK3	10708	Includes One (1) Butt Splice Connector - 2 AWG to 8 AWG; One (1) piece of Heat Shrink Tubing	EA	1	BG	24	24	1	No	2
BSK4	10709	Includes Three (3) Butt Splice Connectors - 2 AWG to 8 AWG; Three (3) pieces of Heat Shrink Tubing	EA	1	BG	24	24	1	No	2

SPLICE KITS AWG CHART							
Copper Butt Splice Kits		AWG	Dual Rated Butt Splice Kits	Logical AWG Number	AWG (and "Aught" *0 Equivalent)	MCM or kcmil	
BSK1 BSK2		14	DRBSK	8	8	17	
		13		7	7	21	
		12		6	6	26	
		11		5	5	33	
		10		4	4	42	
		9		2	2	66	
		8		1	1	84	
BSK3 BSK4		7	DRBSK1	0	1/0	106	
		6		-1	2/0	133	
		5		-2	3/0	168	
		4	DRBSK3	-3	4/0	212	
		3		-	-	250	
		2					

SPECIFICATIONS SUBJECT TO CHANGE WITHOUT NOTICE.

EV Charging Cable Splice Kit

Designed to be a safe and reliable power connection anywhere needed. Engineered Products Company's Splice Kit solution addresses virtually 90% of charging cable repairs an Electrical Contractor or Homeowner will encounter.

- Avoid the expense of purchasing a new Electric Vehicle Service Equipment (EVSE) Charging Cable.
- Easy to use, reliable, one-time mechanical connection.
- Provides a durable and sustainable, water-resistant seal.
- Protects the repair from dirt and moisture.
- Maintains the integrity of your EVSE Charging System.

EVSK-1 SPLICE KIT REPAIR CAPABILITY

Heat, humidity, damp, and wet locations are major external factors that cause the most damage to an EVSE charging cable. To avoid the expense of replacing this expensive EVSE charging cable, protect the integrity of the charging cable's life by keeping it clean and dry.

The EVSK-1 Splice Kit can repair Level 1 and Level 2 Charging Cables:

- Level 1 Charging Cable - 120V. Accommodates 10, 12, 14, 16 or 18 AWG conductors within the charging cable outer jacket, primarily used in residential and for mobile applications.
- Level 2 Charging Cable - 240V. Accommodates 10, 12, 14, 16 or 18 AWG conductors within the charging cable outer jacket, popular in residential and commercial applications

FEATURES

- Includes a four-port Insulated Brass Mechanical Connector for splicing copper conductors.
- Includes Heat-Shrink Tubing to protect, insulate, and provide abrasion resistance and environmental protection.
- Two (2) Stiffening Sleeves that reinforce and reduce "in-use" stress to repaired splice.

BENEFITS

- Brings efficiency and labor saving to charging cable repairs.
- Time savings, faster repair times.
- Low-cost and specific to the repair of EV charging cable(s) compared to using "home-made" solutions or alternatives.

SPECIFICATIONS

- Insulated Mechanical Connector Rating: 600 Volt maximum, 105°C (221°F) rating.
- Meets the requirements of the 2023 National Electrical Code: Articles 110.14(B), 300.5(E) and 300.50(D).



Part Number:
EVSK-1

Catalog Number	UPC Number	Description	Order Unit	Unit Qty	Unit Pkg	Units/ Case	TL Case Qty	Min Order Qty	MM Req	Ship Wt (Lbs)
EVSK-1	12311	EV Charging Cable Splice Kit	EA	1	PKG	10	10	1	No	2

SPECIFICATIONS SUBJECT TO CHANGE WITHOUT NOTICE.

UNITS OF MEASURE KEY Order Unit: The Unit to be ordered; Unit Qty: Number of pieces in each Unit; Unit Pkg: Unit Packages contained in the case - Packaging types - BG (Bag), BRL (Barrel), BX (Box), BN (Bulk), PKG (Package), EA (Each), RL (Roll), LB (Pound), C (Hundred), M (Thousand); Units/Case: Unit packages contained in the Case; TL Case Qty: The total number of items in each Master Case; Min Order Qty: The smallest Unit that can be ordered; MM Req: Must order multiples of the Unit in the stated quantities; Ship Wt (Lbs): Total weight of the units per Carton.

SPLICE KITS and HEAT SHRINK TUBING

Heat Shrink Tubing

Our Heat Shrink Tubing (HST) internal coating includes an adhesive and a sealant. When the HST is heated, it provides a water-resistant seal to protect the mechanical splice from dirt and moisture. The standard color is black.

- Installs and shrinks easily for labor savings. Most effective when insulating over large transitions.
- 3:1 Shrink ratio accommodates larger cable size ranges.
- Excellent abrasion, corrosion and environmental resistance properties.
- UV and fungi resistant to protect the HST from surface fungus growth and obscure cable identification.
- Heat Shrink Tubing can be purchased in bulk. Available in pre-cut lengths from 4" to 48" lengths and quoted per inch. Custom pre-cut lengths are also available.
- Meets the requirements of the 2023 National Electrical Code: Articles 110.14 (B), and 300.5 (C and E).



Part Numbers:
HST300650
HST23/0
HST84
HST1410

Not Shown HST2/0300

Catalog Number	UPC Number	Description	Order Unit	Unit Qty	Unit Pkg	Units/ Case	TL Case Qty	Min Order Qty	MM Req	Ship Wt (Lbs)
HST1410	10170	Conductor Size - 14 AWG to 10 AWG, Shrink Range - .36" to .12"; Includes six (6) 8" pieces per package	EA	6	BG	12	72	6	Yes	5
HST84	10171	Conductor Size - 6 AWG to 2 AWG, Shrink Range - .75" to .24"; Includes six (6) 8" pieces per package	EA	6	BG	12	72	6	Yes	7
HST23/0	10172	Conductor Size - 1/0 AWG to 3/0 AWG, Shrink Range - 1.10" to .35"; Includes six (6) 8" pieces per package	EA	6	BG	12	72	6	Yes	9
HST2/0300	10173	Conductor Size - 2/0 AWG to 350 MCM, Shrink Range - 1.50" to .47"; Includes four (4) 8" pieces per package	EA	4	BG	12	48	4	Yes	10
HST300650	10174	Conductor Size - 250 MCM to 500 MCM, Shrink Range - 2.0" to .63"; Includes three (3) 12" pieces per package	EA	3	BG	12	36	3	Yes	13

UNITS OF MEASURE KEY Order Unit: The Unit to be ordered; Unit Qty: Number of pieces in each Unit; Unit Pkg: Unit Packages contained in the case - Packaging types - BG (Bag), BRL (Barrel), BX (Box), BN (Bulk), PKG (Package), EA (Each), RL (Roll), LB (Pound), C (Hundred), M (Thousand); Units/Case: Unit packages contained in the Case; TL Case Qty: The total number of items in each Master Case; Min Order Qty: The smallest Unit that can be ordered; MM Req: Must order multiples of the Unit in the stated quantities; Ship Wt (Lbs): Total weight of the units per Carton.

Bulk Heat Shrink Tubing

Catalog Number	UPC Number	Description	Order Unit	Unit Qty	Unit Pkg	Units/ Case	TL Case Qty	Min Order Qty	MM Req	Bulk Ship Wt (Lbs)
Conductor Size: 1 AWG / 3.0 AWG										
E00-901-0__	n/a	Thick Wall Tubing	EA	1	BN	0	0	1	No	1
E00-901-005	13911	Thick Wall Tubing: One (1) 5" Piece	EA	1	BN	0	0	1	No	1
E00-901-006	13912	Thick Wall Tubing: One (1) 6" Piece	EA	1	BN	0	0	1	No	1
E00-901-008	13913	Thick Wall Tubing: One (1) 8" Piece	EA	1	BN	0	0	1	No	1
E00-901-009	13914	Thick Wall Tubing: One (1) 9" Piece	EA	1	BN	0	0	1	No	1
E00-901-010	13915	Thick Wall Tubing: One (1) 10" Piece	EA	1	BN	0	0	1	No	1
E00-901-012	13916	Thick Wall Tubing: One (1) 12" Piece	EA	1	BN	0	0	1	No	1
E00-901-024	13918	Thick Wall Tubing: One (1) 24" Piece	EA	1	BN	0	0	1	No	1
E00-901-036	13919	Thick Wall Tubing: One (1) 36" Piece	EA	1	BN	0	0	1	No	1
E00-901-048	13920	Thick Wall Tubing: One (1) 48" Piece	EA	1	BN	0	0	1	No	1
Conductor Size: 14 AWG / 10 AWG										
E00-902-0__	n/a	Thick Wall Tubing	EA	1	BN	0	0	1	No	1
E00-902-006	13925	Thick Wall Tubing: One (1) 6" Piece	EA	1	BN	0	0	1	No	1
E00-902-008	13926	Thick Wall Tubing: One (1) 8" Piece	EA	1	BN	0	0	1	No	1
E00-902-009	13927	Thick Wall Tubing: One (1) 9" Piece	EA	1	BN	0	0	1	No	1
E00-902-012	13928	Thick Wall Tubing: One (1) 12" Piece	EA	1	BN	0	0	1	No	1
E00-902-024	13929	Thick Wall Tubing: One (1) 24" Piece	EA	1	BN	0	0	1	No	1
E00-902-048	13931	Thick Wall Tubing: One (1) 48" Piece	EA	1	BN	0	0	1	No	1
Conductor Size: 6 AWG / 2 AWG										
E00-903-0__	n/a	Thick Wall Tubing	EA	1	BN	0	0	1	No	1
E00-903-006	13937	Thick Wall Tubing: One (1) 6" Piece	EA	1	BN	0	0	1	No	1
E00-903-008	13938	Thick Wall Tubing: One (1) 8" Piece	EA	1	BN	0	0	1	No	1
E00-903-009	13939	Thick Wall Tubing: One (1) 9" Piece	EA	1	BN	0	0	1	No	1
E00-903-010	13940	Thick Wall Tubing: One (1) 10" Piece	EA	1	BN	0	0	1	No	1
E00-903-012	13941	Thick Wall Tubing: One (1) 12" Piece	EA	1	BN	0	0	1	No	1
E00-903-024	13943	Thick Wall Tubing: One (1) 24" Piece	EA	1	BN	0	0	1	No	1
E00-903-048	13945	Thick Wall Tubing: One (1) 48" Piece	EA	1	BN	0	0	1	No	1
Conductor Size: 2/0 AWG / 350 MCM										
E00-904-0__	n/a	Thick Wall Tubing	EA	1	BN	0	0	1	No	1
E00-904-006	13949	Thick Wall Tubing: One (1) 6" Piece	EA	1	BN	0	0	1	No	1
E00-904-008	13950	Thick Wall Tubing: One (1) 8" Piece	EA	1	BN	0	0	1	No	1
E00-904-009	13951	Thick Wall Tubing: One (1) 9" Piece	EA	1	BN	0	0	1	No	1
E00-904-012	13952	Thick Wall Tubing: One (1) 12" Piece	EA	1	BN	0	0	1	No	1
E00-904-024	13953	Thick Wall Tubing: One (1) 24" Piece	EA	1	BN	0	0	1	No	1
E00-904-030	13954	Thick Wall Tubing: One (1) 30" Piece	EA	1	BN	0	0	1	No	1
E00-904-048	13955	Thick Wall Tubing: One (1) 48" Piece	EA	1	BN	0	0	1	No	1

UNITS OF MEASURE KEY Order Unit: The Unit to be ordered; Unit Qty: Number of pieces in each Unit; Unit Pkg: Unit Packages contained in the case - Packaging types - BG (Bag), BRL (Barrel), BX (Box), BN (Bulk), PKG (Package), EA (Each), RL (Roll), LB (Pound), C (Hundred), M (Thousand); Units/Case: Unit packages contained in the Case; TL Case Qty: The total number of items in each Master Case; Min Order Qty: The smallest Unit that can be ordered; MM Req: Must order multiples of the Unit in the stated quantities; Ship Wt (Lbs): Total weight of the units per Carton.

SPLICE KITS and HEAT SHRINK TUBING

Bulk Heat Shrink Tubing

Catalog Number	UPC Number	Description	Order Unit	Unit Qty	Unit Pkg	Units/ Case	TL Case Qty	Min Order Qty	MM Req	Bulk Ship Wt (Lbs)
Conductor Size: 250 MCM / 500 MCM										
E00-905-0__	n/a	Thick Wall Tubing	EA	1	BN	0	0	1	No	1
E00-905-006	13957	Thick Wall Tubing: One (1) 6" Piece	EA	1	BN	0	0	1	No	1
E00-905-008	13958	Thick Wall Tubing: One (1) 8" Piece	EA	1	BN	0	0	1	No	1
E00-905-009	13959	Thick Wall Tubing: One (1) 9" Piece	EA	1	BN	0	0	1	No	1
E00-905-012	13960	Thick Wall Tubing: One (1) 12" Piece	EA	1	BN	0	0	1	No	1
E00-905-024	13963	Thick Wall Tubing: One (1) 24" Piece	EA	1	BN	0	0	1	No	1
E00-905-048	13965	Thick Wall Tubing: One (1) 48" Piece	EA	1	BN	0	0	1	No	1

Refer to the Heat Shrink Tubing Dimensions to select the Heat Shrink Tubing size which will shrink to fit snugly over the component to be covered. If recovery is restricted, the resulting wall thickness will be less than specified.



HEAT SHRINK TUBING DIMENSIONS

Part Number	Expanded		Recovered				Application Range for General Use		600/1000 V Single Conductor Size
	Internal Diameter (MIN) D		Internal Diameter (MAX) d		Wall Thickness (NOM) W				
	Inches	MM	Inches	MM	Inches	MM	Inches	MM	AWG/MCM
HST1410	0.35	8.9	0.12	3.0	0.07	1.8	.15-.3	3.5-8	#14-#10
HST84	0.75	19.1	0.24	6.1	0.12	3.0	.25-.65	6.5-16.5	#6-#2
HST23/0	1.10	27.9	0.35	8.9	0.12	3.0	.4-.95	10/24	1/0-3/0
HST2/0300	1.50	38.1	0.47	11.9	0.14	3.6	.5-1.4	13-35	2/0-350
HST300650	2.0	50.8	0.63	16	0.14	3.6	.70-1.75	17.5-44	250-500

UNITS OF MEASURE KEY Order Unit: The Unit to be ordered; Unit Qty: Number of pieces in each Unit; Unit Pkg: Unit Packages contained in the case - Packaging types - BG (Bag), BRL (Barrel), BX (Box), BN (Bulk), PKG (Package), EA (Each), RL (Roll), LB (Pound), C (Hundred), M (Thousand); Units/Case: Unit packages contained in the Case; TL Case Qty: The total number of items in each Master Case; Min Order Qty: The smallest Unit that can be ordered; MM Req: Must order multiples of the Unit in the stated quantities; Ship Wt (Lbs): Total weight of the units per Carton.

HEAT SHRINK TUBING SPECIFICATIONS

Physical		Electrical		Chemical		Adhesive	
Tensile Strength	2100 psi (14.5 MPa)	Dielectric Strength	500V/Mil (20kV/mm)	Fluid Resistance	Good to Excellent	Adhesive Softening Point	197°F (92°C) +/- 41°F (5°C)
Specific Gravity	1.1	Volume Resistivity	10 ¹⁶ ohm-cm	Copper Corrosion	No Corrosion	Adhesive Lap Shear	125 psi (0.875 MPa)
Heat Shock (4 hrs at 437°F (225°C))	No cracking or flowing	Dielectric Voltage Withstand (2500 V, 60 Hz, 1 min)	No break-down, 24kV-1 min, 15kV-4 hrs	Water Absorption	0.1%	Adhesive Blocking (86°F (30°C))	No blocking
Low Temperature Flexibility (4 hrs at -67°F (-55°C))	No cracking			Fungus Resistance	No Growth	Water Penetration	No penetration after 236 hrs (min) of continuous immersion

RESIDENTIAL PRODUCTS

EPCO’s Air Conditioner Whips and Power Whips are designed to save the contractor time and labor. Power Cords are manufactured to provide a quality connection and our Insulation Gaskets are Energy Saving.

Air Conditioner and Power Whips80

Power/Appliance Replacement Cords81

Range and Dryer Cords82

Wall Plate Insulation Gaskets83

AIR CONDITIONING WHIPS

Designed to save the Contractor installation time and labor, our pre-fabricated Air Conditioner (AC) Whips are used to connect the Central Air Conditioner Condensing Unit to the AC disconnect box. Available in 4 or 6 foot lengths, EPCO AC whips can be used in multiple applications where liquid-tight conduit is required. EPCO will build "Custom" Air Conditioner Whips to your design specifications in any length using UL Listed components.

POWER EQUIPMENT WHIPS

Pre-fabricated Power Equipment Whips (PEW) are used to power electrical equipment where flexibility and protection from liquids, vapors, or solid materials is required for operation in moist or wet environments.

Manufactured using 1/2" flexible non-metallic conduit, these PEWs are available in 4 or 6 foot lengths. These "labor-saving" PEWs are ready to install and connect to an incoming power source to energize a variety of electrical equipment's that need a secure electrical connection in hazardous locations or direct burial applications.

POWER/APPLIANCE CORDS

UL Listed Power/Appliance Cords are very popular and widely used for a broad variety of applications. They are fully insulated, the outer jacket is oil resistant, water resistant, and completely protected from the oxidative effects of ozone deterioration.

Contractors use our Power/Appliance Cords for the installation of garbage disposals, dishwashers, or similar appliances as well as appliance repair, power tools, or other electrical equipment. Available in multiple configurations, one end of the Power/Appliance Cord is pre-stripped at the factory, the other end has a grounded male plug.

RANGE and DRYER POWER CORDS

Our Range and Dryer power cords include heavy-duty terminals to ensure an excellent, power quality connection. A right-angle plug provides a flush fit-to-wall connection, and a strain is included to protect these power cords from damage.

If a single-family home or multi-family dwelling was built prior to 1996, it is still considered code-compliant to continue using the 3-prong configuration in pre-1996 homes. This is important because the National Electric Code (NEC) updated their requirements after 1996 for 240-volt appliances and changed the requirement from a 3-wire power cord and receptacle to 4-wire cords and receptacles. EPCO has both Range and Dryer power cord configuration types available for immediate sale.

WALL PLATE INSULATION GASKETS

The energy saving Wall Plate Insulation Gasket blocks drafts coming from outside exterior walls without interfering with electricity flow. Affordable and perforated to fit a standard toggle or decora style (paddle) light switch or receptacles.

In fact — switches and receptacles installed on exterior walls on any building structure, contribute directly to both heat, cold, and energy loss, typically about 2 - 5% annually. With a better insulated home or office, the less heat or cold loss experienced, and the less money will be spent and wasted on heating and cooling bills.

RESIDENTIAL PRODUCTS

Air Conditioner and Power Equipment Whips

EPCO's Pre-Fabricated Air Conditioner Whips and Power Equipment Whips are ideal for use with electrical equipment where flexibility and protection from liquids, vapors, or solid materials is required and for operations in moist or wet environments.

AIR CONDITIONER WHIPS (8 AND 10 AWG CONDUCTORS)

- Contractor labor savings solution eliminates traditional pipe and wire installation methods.
- Available with Non-Metallic or Metallic connectors.
- 0.5" or 0.75" Non-Metallic PVC Liquid Tight Conduit

POWER EQUIPMENT WHIPS (12 AWG CONDUCTORS)

- Cost-effective and installation to ancillary power equipment.
- Suitable for direct burial or encasement in concrete applications.
- 0.5" Non-Metallic PVC Liquid Tight Conduit.

COMMONALITIES

- Available in 4 or 6 foot lengths.
- Includes one (1) Straight Connector, one (1) Right Angle Connector, and reducing washers.
- Pre-assembled using UL Listed or UL Recognized components.
- Meets the requirements of the 2023 National Electrical Code: Articles 310.10 (C) (G) (2, 3 and 4), Table 310.12 (A), 350.10 (1, 2 and (3), 350.22 (A), 350.30 (A), 356.10, 356.20, 440.6, and 440.31.



Air Conditioner Whip with Non-Metallic Connectors



Air Conditioner Whip with Metallic Connectors



Power Equipment Whip

Catalog Number	UPC Number	Description	Order Unit	Unit Qty	Unit Pkg	Units/ Case	TL Case Qty	Min Order Qty	MM Req	Ship Wt (Lbs)
Air Conditioner Whips with Non-Metallic Connectors										
ACWNM1043-1RA	11202	4 Foot, 1/2", 3-10 AWG, Red, Black, Green	EA	1	BX	6	6	1	No	9
ACWNM1063-1RA	11204	6 Foot, 1/2", 3-10 AWG, Red, Black, Green	EA	1	BX	6	6	1	No	12
ACWNM843-1RA	11205	4 Foot, 3/4", 2-8 AWG, Red, Black; 1-10 AWG, Green	EA	1	BX	6	6	1	No	13
ACWNM863-1RA	11208	6 Foot, 3/4", 2-8 AWG, Red, Black; 1-10 AWG, Green	EA	1	BX	6	6	1	No	16
ACWNM843-1RA-1/2	11214	4 Foot, 1/2", 2-8 AWG, Red, Black; 1-10 AWG, Green	EA	1	BX	6	6	1	No	11
ACWNM863-1RA-1/2	11213	6 Foot 1/2", 2-8 AWG, Red, Black; 1-10 AWG, Green	EA	1	BX	6	6	1	No	14
Air Conditioner Whips with Metallic Connectors										
ACWNMD1043-1RA	10387	4 Foot, 0.5", Three (3) 10 AWG, Red, Black, Green	EA	1	BX	6	6	1	No	9
ACWNMD1063-1RA	10388	6 Foot, 0.5", Three (3) 10 AWG, Red, Black, Green	EA	1	BX	6	6	1	No	12
ACWNMD843-1RA	10389	4 Foot, 0.75", Two (2) 8 AWG, Red, Black; One (1) 10 AWG, Green	EA	1	BX	6	6	1	No	13
ACWNMD863-1/2-1RA	10394	6 Foot, 0.5", Two (2) 8 AWG, Red, Black; One (1) 10 AWG, Green	EA	1	BX	6	6	1	No	14
ACWNM863-1RA	10386	6 Foot 0.5", Two (2) 8 AWG, Red, Black; One (1) 10 AWG, Green	EA	1	BX	6	6	1	No	16
Power Equipment Whips										
PEWNM1263-1RA	10680	6 Foot, 0.5", Three (3) 12 AWG, Red, Black, Green	EA	1	BX	20	20	1	No	34
PEWNM1243-1RA	10681	4 Foot, 0.5", Three (3) 12 AWG, Red, Black, Green	EA	1	BX	20	20	1	No	23
PEWNM1264-1RA	10682	6 Foot, 0.5", Four (4) 12 AWG, Red, Black, Green, White	EA	1	BX	20	20	1	No	36
PEWNM1244-1RA	10683	4 Foot, 0.5", Four (4) 12 AWG, Red, Black, Green, White	EA	1	BX	20	20	1	No	25

Power/Appliance Replacement Cords

EPCO Power/Appliance Replacement Cords are suitable for a wide variety of applications. This includes the installation of garbage disposals, dishwashers, or similar appliances as well as appliance repair, power tools, or other electrical equipment.

- **SPT3 Service Cord (Stranded Parallel Thermoplastic):**
Rated for use up to 300 volts maximum.
- **SJT3 Service Cord (Service Junior Thermoplastic):** PVC Thermoplastic insulated jacket, for hard service usage. Rated for use up to 300 volts maximum. The cord construction is thicker and has a higher temperature rating to handle electrical loads.
- **SJTOOW3 Service Cord (Service Junior Thermoplastic Oil Outdoor Weather):**
Rated for use up to 300 volts maximum. The outer jacket is a rubber-based material and is oil, abrasion, ozone, sunlight, chemicals, weather, and water resistant. Approved for submersion in water.
- **Twist Lock Power Cords:** Built to the NEMA Standard, this locking power cord plug is rated for 120 or 277 Volt circuits, has a fully molded low profile ergonomic shape, and is RoHS compliant.
- Meets the requirements of the 2023 National Electrical Code: Article 422.16 (A) (1 and 2).



Power/Appliance Replacement Cords

Part Numbers: PCS, PCR and PSS

Twist Lock Power Cords



Part Number:
TL001

Part Number:
TL001-White



Catalog Number	UPC Number	Description	Order Unit	Unit Qty	Unit Pkg	Units/ Case	TL Case Qty	Min Order Qty	MM Req	Ship Wt (Lbs)
SJT 16/3 Round Cord — Use for Light Duty Applications requiring less than 15 Amp Service										
PSS3	10186	3 Foot, Straight Plug, NEMA 5-15P, Black	EA	1	BX	25	25	25	Yes	8
PSS6	10187	6 Foot, Straight Plug, NEMA 5-15P, Black	EA	1	BX	25	25	25	Yes	12
RSS3	10219	3 Foot, Receptacle, NEMA 5-15R, Black	EA	1	BX	25	25	25	Yes	12
PSS9	10669	9 Foot, Straight Plug, NEMA 5-15P, Black	EA	1	BX	25	25	25	Yes	14
SJTOOW 14/3 Round Cord — Use for Garbage Disposals, Dishwashers, Light Fixtures, and Lamps, requiring 15 Amp Service										
PSS6-14	10667	6 Foot, Straight Plug, NEMA 5-15P, Black	EA	1	BX	25	25	25	Yes	15
PSS9-14	10668	9 Foot, Straight Plug, NEMA 5-15P, Black	EA	1	BX	25	25	25	Yes	25
SPT 16/3 Flat Cord										
PCR3	10178	3 Foot, Right Angle Plug, NEMA 5-15P, Black	EA	1	BX	25	25	25	Yes	8
PCR6	10181	6 Foot, Right Angle Plug, NEMA 5-15P, Black	EA	1	BX	25	25	25	Yes	12
PCR8	10182	8 Foot, Right Angle Plug, NEMA 5-15P, Black	EA	1	BX	25	25	25	Yes	13
PCS3	10179	3 Foot, Straight Plug, NEMA 5-15P, Black	EA	1	BX	25	25	25	Yes	8
PCS4	10183	4 Foot, Straight Plug, NEMA 5-15P, Black	EA	1	BX	25	25	25	Yes	8
PCS6	10184	6 Foot, Straight Plug, NEMA 5-15P, Black	EA	1	BX	25	25	25	Yes	12
PCS8	10185	8 Foot, Straight Plug, NEMA 5-15P, Black	EA	1	BX	25	25	25	Yes	13
PCS12	10169	12 Foot, Straight Plug, NEMA 5-15P, Black	EA	1	BX	25	25	25	Yes	22
Twist Lock Power Cords										
TL001	10196	8 Foot, 13 AMP, 120V, L5-15P, Black	EA	1	BX	1	1	1	No	2
TL002	10197	8 Foot, 13 AMP, 277V, L7-15P, Black	EA	1	BX	1	1	1	No	2
TL001-White	10658	8 Foot, 13 AMP, 120V, L5-15P, White	EA	1	BX	1	1	1	No	2
TL002-White	10659	8 Foot, 13 AMP, 277V, L7-15P, White	EA	1	BX	1	1	1	No	2

RESIDENTIAL PRODUCTS

Range and Dryer Cords

When purchasing a new Kitchen Range, Wall-Mounted Oven, or Clothes Dryer, these appliances do not include a Power Cord because the Appliance Manufacturer does not know what type of receptacle is installed in your home.

If your home is new or was built after 1996, the National Electrical Code (NEC) mandates all new home wiring after 1996 use a 4-Prong Power Cord. This code change was made to increase safety by limiting the potential for electrical shock. EPCO Range Cords meet the requirements of the 2023 National Electrical Code: Article 422.16 (B) (3 and 4). Dryer Cords meet the requirements of the 2023 National Electrical Code: Articles 422.30 422.31 (A and B) (3) (4) and 422.33 (A), 422.34 (A, B and C).

STANDARD HIGH PERFORMANCE "RIGHT-ANGLE-PLUG"

- Straight blades ensure a reliable connection for residential applications.

HEAVY-DUTY RING TERMINALS

- Installed on the end of each conductor.
- Securely connects to the appliance receptacle bolt or screw (that passes through the ring).
- Ensures an excellent electrical connection.

STRAIN RELIEF CLAMP

- 2-Piece — expedites installation.
- Relieves pressure on Power Cord.
- Keeps terminal connections solidly attached to the appliance.
- Protect the Power Cord from damage.



Part Number:
40000

Part Number:
40010



Part Number:
40020

Part Number:
40030

Catalog Number	UPC Number	Description	Order Unit	Unit Qty	Unit Pkg	Units/Case	TL Case Qty	Min Order Qty	MM Req	Ship Wt (Lbs)
Range Cords: Grey Cords for Homes built before 1996										
40000	40000	Range Cord: 4 Foot, SRDT 6/2 and 8/1, 3 Wire, 50 AMP, Grey	EA	1	BX	16	16	1	No	2
40001	40001	Range Cord: 6 Foot, SRDT 6/2 and 8/1, 3 Wire, 50 AMP, Grey	EA	1	BX	16	16	1	No	3
Black Cords for Homes built after 1996										
40010	40010	Range Cord: 4 Foot, SRDT 6/2 and 8/2, 4 Wire, 50 AMP, Black	EA	1	BX	12	12	1	No	2
40011	40011	Range Cord: 6 Foot, SRDT 6/2 and 8/2, 4 Wire, 50 AMP, Black	EA	1	BX	12	12	1	No	3
Dryer Cords: Grey Cords for Homes built before 1996										
40020	40020	Dryer Cord: 4 Foot, SRDT 10/3, 3 Wire, 30 AMP, Grey	EA	1	BX	32	32	1	No	2
40021	40021	Dryer Cord: 6 Foot, SRDT 10/3, 3 Wire, 30 AMP, Grey	EA	1	BX	32	32	1	No	3
Black Cords for Homes built after 1996										
40030	40030	Dryer Cord: 4 Foot, SRDT 10/4, 4 Wire, 30 AMP, Black	EA	1	BX	16	16	1	No	2
40031	40031	Dryer Cord: 6 Foot, SRDT 10/4, 4 Wire, 30 AMP, Black	EA	1	BX	16	16	1	No	3


UNITS OF MEASURE KEY Order Unit: The Unit to be ordered; Unit Qty: Number of pieces in each Unit; Unit Pkg: Unit Packages contained in the case - Packaging types - BG (Bag), BRL (Barrel), BX (Box), BN (Bulk), PKG (Package), EA (Each), RL (Roll), LB (Pound), C (Hundred), M (Thousand); Units/Case: Unit packages contained in the Case; TL Case Qty: The total number of items in each Master Case; Min Order Qty: The smallest Unit that can be ordered; MM Req: Must order multiples of the Unit in the stated quantities; Ship Wt (Lbs): Total weight of the units per Carton.

Wall Plate Insulation Gasket

The energy saving Wall Plate Insulation Gasket blocks drafts coming from outside exterior walls without interfering with electricity flow. Affordable and perforated to fit a standard toggle or decora style (paddle) light switch or receptacles.

In fact — switches and receptacles installed on exterior walls on any building structure, contribute directly to both heat, cold, and energy loss, typically about 2 - 5% annually. With a better insulated home or office, the less heat or cold loss experienced, and the less money will be spent and wasted on heating and cooling bills.

- Energy saving, flame retardant gasket prevents heat and cold loss through switches or receptacles coming from the Junction Box.
- One-piece design fits standard toggle or duplex receptacle, or decora switch and decora duplex receptacle wall plates.
- Easy to install. Only a screwdriver is required; the insulation gasket installs behind the switch or receptacle wall plate cover.
- 2.5" Wide x 4" High.



Catalog Number	UPC Number	Description	Order Unit	Unit Qty	Unit Pkg	Units/ Case	TL Case Qty	Min Order Qty	MM Req	Ship Wt (Lbs)
10938	10938	Wall Plate Insulation Gasket	BG	100	BG	0	0	100	Yes	2

QUESTIONS?
Call 800.336.1976
Email
sales@engproducts.com
Or Visit engproducts.com

UNITS OF MEASURE KEY Order Unit: The Unit to be ordered; Unit Qty: Number of pieces in each Unit; Unit Pkg: Unit Packages contained in the case - Packaging types - BG (Bag), BRL (Barrel), BX (Box), BN (Bulk), PKG (Package), EA (Each), RL (Roll), LB (Pound), C (Hundred), M (Thousand); Units/Case: Unit packages contained in the Case; TL Case Qty: The total number of items in each Master Case; Min Order Qty: The smallest Unit that can be ordered; MM Req: Must order multiples of the Unit in the stated quantities; Ship Wt (Lbs): Total weight of the units per Carton.

PART NUMBER INDEX

Catalog No.	UPC No.	Page	Catalog No.	UPC No.	Page	Catalog No.	UPC No.	Page	Catalog No.	UPC No.	Page
10003	10003	63	15735	15735	58	16514	16514	47	ACWNM843-1RA-1/2	11214	59 82
10004	10004	62	15736	15736	28	16520	16520	47	ACWNM863-1RA-1/2	11213	59 82
10008	10008	62	15737	15737	28	16524	16524	47	ACWNMD1043-1RA	10387	59 82
10009	10161	62	15738	15737	27	16526	16526	47	ACWNMD1063-1RA	10388	59 82
10010	10162	63	15742	15742	30	16531	16531	46	ACWNMD843-1RA	10389	59 82
10011	10163	62	15743	15743	30	16536	16536	46	ACWNMD863-1/2-1RA	10394	59 82
10016	10016	62	15761	15761	29	16550	16550	45	ACWNM863-1RA	10386	59 82
10041	10041	62	15762	15762	29	16560	16560	45	BSK1	10705	74
10061	10061	64	15800	15800	41	17230	17230	49	BSK2	10706	74
10062	10062	64	15800B	15850	41	18070	18070	25	BSK3	10708	74
10065	10065	64	15801	15801	41	18070B	18072	25	BSK4	10709	74
10077	10077	64	15801B	15851	41	18073	18073	25	CORDLIGHT-MH	16049	33
10938	10938	85	15806	15806	41	18073B	18075	25	DRBSK	11499	73
14050	14050	25	15806B	15856	41	18074	18074	25	DRBSK1	11500	73
14050B	14052	25	15812	15812	41 42	18076	18076	25	DRBSK3	11501	73
14051	14051	25	15815	15815	41 42	18077	18077	25	E00-901-005	13911	77
14051B	14053	25	15905	15905	42 44	18078	18078	25	E00-901-006	13912	77
14055	14055	25	15906	15906	42	20003	20003	63	E00-901-008	13913	77
14056	14056	25	15913	15913	37	20004	20004	62	E00-901-909	13914	77
14060	14060	25	15913-AM	16060	37	20008	20008	62	E00-901-010	13915	77
14065	14065	25	15913-BL	16063	37	20009	20009	62	E00-901-012	13916	77
14066	14066	25	15913-GN	16062	37	20010	20010	63	E00-901-024	13918	77
14067	14067	25	15913-RD	16061	37	20011	20011	62	E00-901-036	13919	77
14070	14070	23	15915	15915	37	20016	20016	62	E00-901-048	13920	77
14070B	14072	23	15922B	15921	42	20019	20019	62	E00-902-006	13925	77
14071	14071	23	15922S	15923	42	20020	20020	62	E00-902-008	13926	77
14073	14073	23	15924	15924	39	20025	20025	62	E00-902-009	13927	77
14073B	14075	23	15930	15930	38	20026	20026	62	E00-902-012	13928	77
14074	14074	23	15930-AM	16065	38	20029	20029	62	E00-902-024	13929	77
14074B	14078	23	15930-BL	16068	38	20035	20035	62	E00-902-048	13931	77
14079	14079	23 24 25	15930-GN	16067	38	20036	20036	62	E00-903-006	13937	77
14080	14080	23 24 25	15930-RD	16066	38	20041	20041	62	E00-903-008	13938	77
14082	14082	24	15931	15931	38	20051	20051	68	E00-903-009	13939	77
14083	14083	24	15931-AM	16070	38	20052	20052	68	E00-903-010	13940	77
14084	14084	24	15931-BL	16073	38	20053	20053	68	E00-903-012	13941	77
14085	14085	23 25	15931-GN	16072	38	20061	20061	64	E00-903-024	13943	77
14087	14087	24	15931-RD	16071	38	20062	20062	64	E00-903-0048	13945	77
14088	14088	24	15973	15973	37	20065	20065	64	E00-904-006	13949	77
14089	14089	24	15973-AM	16075	37	20067	20067	63	E00-904-008	13950	77
14090	14090	25	15973-BL	16078	37	20068	20068	63	E00-904-009	13951	77
14091	14091	25	15973-GN	16077	37	20070	20070	63	E00-904-012	13952	77
14095	14095	25	15973-RD	16076	37	20074	20074	63	E00-904-024	13953	77
15000	15000	43	15975	15975	37	20075	20075	63	E00-904-030	13954	77
15002	15002	43	15980	15980	40 42	20077	20077	64	E00-904-048	13955	77
15005	15005	43	15980B	15983	40 42	20086	20086	62	E00-905-006	13957	78
15007	15007	43	15981	15981	40	20087	20087	62	E00-905-008	13958	78
15015	15015	41 43	15981B	15984	40	20088	20088	62	E00-905-009	13959	78
15020	15020	41 43	15982	15982	40	20204	20204	62	E00-905-012	13960	78
15045	15045	40 44	15982B	15985	40	20208	20208	62	E00-905-024	13963	78
15046	15046	40 44	16010	16010	35	20209	20209	62	E00-905-048	13965	78
15047	15047	40 44	16022	16022	35	20211	20211	62	E04-002-004	14025	49
15049	15049	40 44	16023	16023	35	20229	20229	62	EGBP-06-12-00-00	10810	69
15050	15050	43	16024	16024	35	20261	20261	64	EGBP-06-24-00-00	10811	69
15055	15055	43	16025	16025	35	20262	20298	64	EGBP-06-36-00-00	10812	69
15070	15070	44	16050	16050	33	20265	20299	64	EGBP-06-72-00-S	10813	69
15071	15071	44	16100	16100	35 47	20277	20277	64	EGBP-06-120-00-S	10814	69
15075	15075	44	16104	16104	35	40000	40000	84	EPD1	10101	14
15090	15090	43	16110	16110	35	40001	40001	84	EPD5	10102	14
15245	15245	44	16140	16140	33	40010	40010	84	EPD5B	10105	14
15246	15246	40 44	16145	16145	33	40011	40011	84	EPW1263	10315	55
15247	15247	40 44	16353	16353	35	40020	40020	84	EPW1263-1/2	11600	55
15248	15248	44	16400	16400	35	40021	40021	84	EPW1263-1/2-BGG-IC	84038	55
15258	15258	42	16410	16410	35	40030	40030	84	EPW1263-1/2-IC	84010	55
15676	15676	46	16500	16500	47	40031	40031	84	EPW1263S	10337	55
15721	15721	31	16501	16501	47	ACWNM1043-1RA	11202	59 82	EPW1263S-1/2	10314	55
15721-PC6	15797	31	16502	16502	47	ACWNM1063-1RA	11204	59 82	EPW1263S-1/2-BGG-IC	84040	55
15722	15722	32	16510	16510	47	ACWNM843-1RA	11205	59 82	EPW1263S-1/2-IC	84011	55
15723	15723	32	16512	16512	47	ACWNM863-1RA	11208	59 82	EVSK-1	EVSK-1	75

Catalog No.	UPC No.	Page	Catalog No.	UPC No.	Page	Catalog No.	UPC No.	Page	Catalog No.	UPC No.	Page
G4LED-RF-C4151	25392	22	LSPB	17200	49	RBK4-2L-D	11804	23	RFK8-LED-9650-A	14015	21
G4LED-RF-CS051	25394	22	MA-HVP481ECS-30/40/50W	15334	05	RBK4-2L-S	11404	23	RFK8-T8LED-L2	14012	21
GC	10052	68	MA-HVP881ECS-60/80/100W	15338	05	RBK8-2L-D	11809	23	RFK8-T8LED-L2-D	18012	21
GFF-DF4	14453	12	MCWA-12/2SOL-8	12001	58	RBK8-2L-S	11409	23	RFK8-T8LED-L4	14011	21
GFF-DF8	14454	12	MCWA-12/2SOL-10	12002	58	RBK8-4L-D	11808	23	RFK8-T8LED-L4-D	18011	21
GFF-DS4	14582	12 18	MCWA-12/2SOL-12	12003	58	RBK8-4L-S	11408	23	RFK8-T8LED-L6	14013	21
GFF-DS8	14583	12 18	MCWA-12/2SOL-15	12004	58	RFK-TOOL	14019	21	RFK8-T8LED-L6-D	18013	21
GFF-FSSK	14256	15	MCWA-12/2SOL-20	12005	58	RFK4-LED-3340	14036	21	RFK8-LENS	14038	21
GFF-L4C	14240	12 GFF-L4SS	PCR3	10178	83	RFK4-LED-3340-A	14037	21	RSS3	10219	32 83
14239	11		PCR6	10181	83	RFK4-LED-3350	14034	21	SH10	10251	13
GFF-L8C	14250	11	PCR8	10182	83	RFK4-LED-3350-A	14035	21	SH12	10252	13
GFF-L8SS	14249	11	PCS3	10179	83	RFK4-LED-4840	14006	21	SMH	10726	13
GFF-MH	14241	12	PCS4	10183	83	RFK4-LED-4840-A	14007	21	TEMPLIGHT-TP	15741	32
GFF-MHS	14352	12	PCS6	10184	83	RFK4-LED-4850	14004	21	TL001	10196	11 32 83
GFF-MH4S	50005	12	PCS8	10185	83	RFK4-LED-4850-A	14005	21	TL001-White	10658	11 32 83
GSC	10053	66	PCS12	10169	83	RFK4-T8LED-L1	14008	21	TL002	10197	11 32 83
GSH	10051	66	PE05-003-000	10055	44	RFK4-T8LED-L1-D	18008	21	TL002-White	10659	11 32 83
HST-T1	12200	73	PEWNN1263-1RA	10680	59 82	RFK4-T8LED-L2-D	18010	21	TMH	10725	13
HST1410	10170	76	PEWNN1243-1RA	10681	59 82	RFK4-T8LED-L3-D	18009	21	TY16	10150	13
HST2/0300	10173	76	PEWNN1264-1RA	10682	59 82	RFK4-LENS	14039	21	TY16G	10152	13
HST23/0	10172	76	PEWNN1244-1RA	10683	59 82	RFK8-LED-6640	14030	21	TY186G	10151	13
HST300650	10174	76	PSS3	10186	32 83	RFK8-LED-6640-A	14031	21	TY18G-50B	12000	13
HST84	10171	76	PSS6	10187	32 83	RFK8-LED-6650	14032	21	UF2B	10711	72
JC10B/100B	10201	13	PSS6-14	10667	83	RFK8-LED-6650-A	14033	21	UFS2	10714	72
JC12B/100	11703	13	PSS8	10188	32 83	RFK8-LED-9640	14028	21			
JC12B/100B	10203	13	PSS9	10669	83	RFK8-LED-9640-A	14029	21			
LLPN25B	12701	49	PSS9-14	10668	83	RFK8-LED-9650	14014	21			

General Product Warranty

Unless otherwise noted, Engineered Products Company (herein known as EPCO) warrants that the products described herein, will be furnished free from defects in material and workmanship for one (1) year. Any exceptions to this Warranty Statement will be detailed within the respective warranty section in this product catalog, noted on the product itself, or the product packaging.

EPCO's sole obligation for any breach of warranty under the terms herein shall be, at our option, to repair or provide replacement for the Product to which such warranty is breached, or to return all payments made with respect to such product. Any product(s) that are deemed to be defective must be specified by the Purchaser in a written notice to EPCO's Warranty Department within one (1) year after receipt of such goods. Under no circumstances will EPCO be liable for loss of profits or incidental, indirect, consequential or special damages of any kind beyond the replacement cost of the defective merchandise.

EPCO shall not be liable for any losses arising from governmental action, an act of God, or the result of war, riot, strikes, civil commotion, sovereign conduct, or the act or conduct of any person or persons not party to or associated with EPCO.

LED LUMINAIRE PRODUCTS LIMITED WARRANTY

Engineered Products Company (herein known as EPCO) warrants at its sole option, after a failure is confirmed as a true defect in materials or workmanship, EPCO will replace or refund, any of the following LED Luminaire Products for a period of five (5) years from original purchase. This warranty statement applies to the original purchaser and is not transferable. The Original Purchaser is identified as the first initial installation completed by the Building Owner. If the product fails before the 5-year period expires, please return this product with your original invoice to: Engineered Products Company, Attention: Return Materials Department, 5401 Smetana Drive, Minnetonka, Minnesota 55343.

This Limited Warranty applies to the following products: LED Strips; LED RetroFit Conversion Kits for Strip-Type Fixtures; TIGER 150-Watt, 100-Watt and 60-Watt Temporary LED Luminaires; TIGER XL; TIGRESS Prefab Temporary LED Luminaires, TIGERCub 100-Watt and 150-Watt Temporary LED Luminaires; ProSeries LED Luminaire and LED Upgrade; ProSeries Elite Ceiling/Pendant and Wall Mount LED Utility Luminaire; 9-Watt LED Luminaire (3-Year Warranty); ProSeries "Junior" LED Utility Lamp, Lamp Upgrade, and Utility Luminaire; Motion Sensing LED Closet Luminaire; and Color Select Small Space LED Luminaire with Motion Sensor and Small Space Luminaire with Motion Sensor.

This Limited Warranty does not apply to any of the following:

- Disassembly of LED Driver, LED Strip, or Luminaire Housing by the end-user or the end-user's agent.
- Severe damage or deformation to the appearance of the LED Driver, LED Strip, or Luminaire.
- Damage to the LED Driver or LED Strip input (+) or output (-) conductors.
- LED Driver or Luminaire identification codes and/or other serial numbers that have been erased, altered, modified, or damaged.
- Damage to the LED Driver, LED Strip, or Luminaire caused by natural disasters.
- Must be installed per installation instructions and local building code.
- Any Luminaire, Luminaire Housing, or LED RetroFit Conversion Kit that was incorrectly installed by drilling holes, puncturing, piercing or any other means that will alter the product's integrity.
- Damage caused by the use of parts, components, and/or other equipment(s) that is not compatible, suitable, or unauthorized by EPCO for use with any Luminaire or LED RetroFit Conversion Kit.
- Damage resulting from the use of any Luminaire or LED RetroFit Conversion Kit in what EPCO, at its sole discretion, considers extreme applications.
- Product damage as determined by EPCO to be caused by a crash, impact, or obvious signs of abuse to any Luminaire or LED RetroFit Conversion Kit.
- For Fluorescent Luminaires only, the Ballast Warranty is limited to the first initial installation completed by the Building Owner. Contact the ballast manufacturer directly for more specific information on their warranty policy and procedures.
- The Chemical Resistance of Plastics Chart (posted on EPCO's website) provides an overview of those chemical compounds where these luminaires should not be installed.
- There are no charge-backs for any type of labor allowance required to remove, re-install, or re-power any Luminaire or LED RetroFit Conversion Kit and/or the replacement with a new luminaire or kit.

Distributed By:



**Commercial and
Multi-Family Dwelling**



Animal Agriculture Confinement LED Lighting



Splice Kits and Heat Shrink Tubing



**Standard, Illumination Control,
and Health Care Fixture Whips**

ENGINEERED PRODUCTS COMPANY

5401 Smetana Drive, Minnetonka, MN 55343

Phone 800.336.1976 ■ Fax 800.336.2801

engproducts.com ■ sales@engproducts.com

©2024 Engineered Products Company. All Rights Reserved.

PigTails, PowerTails, QuikWhips, ProSeries, Landscape LightPost and SplicePost, TIGER, TIGRESS, TIGER XL, SPIDERBOX and CordLights are either trademarks or registered trademarks for Engineered Products Company in the United States and/or in other countries. All other trademarks are the property of their respective holders.

E02-001-000-L1(7/19 AK)