



# ENGINEERED PRODUCTS CO.

5401 Smetana Drive • Minnetonka, MN 55343  
 P 952.767.8780 / 800.336.1976 • F 763.551.4886 / 800.336.2801  
 Visit our Web Site at [engproducts.com](http://engproducts.com)

LIGHTING PRODUCTS

FIXTURES  
 PREWIRING  
 WHIPS

Product Data Sheet


## EPCO QuikWhip™

### Features:

- Two die cast "Snap-In" Connectors on each end of the QuikWhip snaps directly into the fixture or electrical box.
- WAGO® Pushwire 4-port Connectors on each end of the QuikWhip.
- Solid or stranded THHN conductors enclosed in six feet of 3/8" (.375") flexible steel conduit, 6 foot length - standard.

### Benefits:

- UL Listed - as a complete "listed" Wire Assembly that complies with the 2008 NEC. File #E87199.
- Significant Contractor Time and Labor Savings!
- Pre-attached Connectors add speed and dependability when finalizing fixture whip terminations.
- No tools required to install the QuikWhip! A cost effective solution that eliminates lock nuts and wire nuts.
- Easily insert the Fixture's conductors into the corresponding ports on the WAGO connector and you're finished. No wire nuts to twist or taping is required.
- Average Time Savings: 45% or up to three (3) minutes per Fixture installation.
- Approximate "installed" cost savings per Fixture: \$2.00 - \$3.00.
- QuikWhips are sold 30 per carton.



When you add-up your time and material cost, you'll realize it makes economic sense to buy "pre-fabricated," ready-to-install QuikWhips from Engineered Products Company.

Part Number Reference: EPW 1 8 6 4 S AD P 2 - H N G

18 = Wire Gauge; 6 = Length (in feet); 4 = Wires; S = Solid Wire; AD = Die Cast Snap-in Connector; P = Push wire Style Connector; 2 = Each End. WAGO Connectors will be pre-attached to each end of the QuikWhip on the HOT, Neutral, and Ground wires. HNG = Hot/Neutral/Ground.

Note: The ground bonding conductor on each end of the QuikWhip includes a "green" WAGO grounding conductor.

Catalog Number	UPC Number	Description	Standard Package	Standard Package Ship Wt. (lbs.)
EPW1263SADP1-HN	10548	3-12 AWG Solid Wires; black, white, and green	100/30	190/57
EPW1263SADP1-HNG	10542	3-12 AWG Solid Wires; black, white and green	100/30	191/58
EPW1263SADP2-HNG	10535	3-12 AWG Solid Wires; black, white and green	100/30	191/58
EPW1463ADP1-HN	10546	3-14 AWG Stranded Wires; black, white and green	100/30	170/51
EPW1463ADP1-HNG	10540	3-14 AWG Stranded Wires; black, white and green	100/30	171/52
EPW1463ADP2-HNG	10531	3-14 AWG Stranded Wires; black, white and green	100/30	171/52
EPW1863SADP1-HN	10544	3-18 AWG Solid Wires; black, white and green	100/30	160/48
EPW1863SADP1-HNG	10538	3-18 AWG Solid Wires; black, white and green	100/30	161/49
EPW1863SADP2-HNG	10533	3-18 AWG Solid Wires; black, white and green	100/30	161/49
EPW1864SADP1-HN	10545	4-18 AWG Solid Wires; black, white, green and red	100/30	170/51
EPW1864ADP1-HNG	10539	4-18 AWG Solid Wires; black, white, green and red	100/30	171/52
EPW1864SADP2-HNG	10534	4-18 AWG Solid Wires; black, white, green and red	100/30	171/52

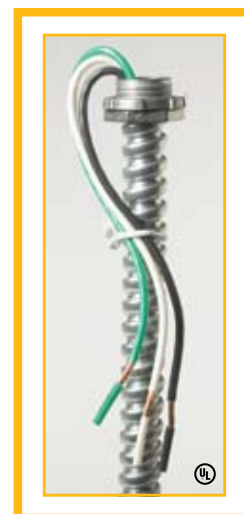
# Standard Fixture Whips - 3/8" Conduit

## Contractor Benefits:

- UL Listed. File Number: E87199.
- Stranded and Solid THHN conductors - Standard.
- Standard Fixture Whips are manufactured using UL listed or UL recognized components.
- Standard Fixture Whips include die cast screw connectors on each end.
- Standard Fixture Whips are sold 30 per carton or 100 in an extra strong fiber drum.

Note: Add the "C" suffix to indicate 30 Fixture Whips per carton.

All stranded and solid wire conductors are stripped 5/8" (.625") from the end of the conductor and securely tied to prevent damage to the conductors and eliminate lost lock nuts.



Catalog Number	UPC Number	Description	Standard Package	Standard Package Ship Wt. (lbs.)
<b>Stranded Wire Fixture Whips</b>				
EPW1862	10297	2-18 AWG Stranded Wires; black and white	100/Fiber Drum or 30/Carton	155/47
EPW1863	10298	3-18 AWG Stranded Wires; black, white, and green	100/Fiber Drum or 30/Carton	160/48
EPW1864	10299	4-18 AWG Stranded Wires; black and white	100/Fiber Drum or 30/Carton	170/51
EPW1662	10300	2-16 AWG Stranded Wires; black and white	100/Fiber Drum or 30/Carton	155/47
EPW1663	10301	3-16 AWG Stranded Wires; black, white, and green	100/Fiber Drum or 30/Carton	165/50
EPW1664	10302	4-16 AWG Stranded Wires; black, white, green, and red	100/Fiber Drum or 30/Carton	175/53
EPW1462	10303	2-14 AWG Stranded Wires; black and white	100/Fiber Drum or 30/Carton	160/48
EPW1463	10307	3-14 AWG Stranded Wires; black, white, and green	100/Fiber Drum or 30/Carton	170/51
EPW1464	10308	4-14 AWG Stranded Wires; black, white, green, and red	100/Fiber Drum or 30/Carton	180/54
EPW1262	10311	2-12 AWG Stranded Wires; black and white	100/Fiber Drum or 30/Carton	175/53
EPW1263	10315	3-12 AWG Stranded Wires; black, white, and green	100/Fiber Drum or 30/Carton	190/57
<b>Solid Wire Fixture Whips</b>				
EPW1862S	10327	2-18 AWG Solid Wires; black and white	100/Fiber Drum or 30/Carton	155/47
EPW1863S	10328	3-18 AWG Solid Wires; black, white, and green	100/Fiber Drum or 30/Carton	160/48
EPW1864S	10329	4-18 AWG Solid Wires; black, white, green, and red	100/Fiber Drum or 30/Carton	170/51
EPW1662S	10330	2-16 AWG Solid Wires; black and white	100/Fiber Drum or 30/Carton	155/47
EPW1663S	10331	3-16 AWG Solid Wires; black, white, and green	100/Fiber Drum or 30/Carton	165/50
EPW1664S	10332	4-16 AWG Solid Wires; black, white, green, and red	100/Fiber Drum or 30/Carton	175/53
EPW1462S	10333	2-14 AWG Solid Wires; black and white	100/Fiber Drum or 30/Carton	160/48
EPW1463S	10334	3-14 AWG Solid Wires; black, white, and green	100/Fiber Drum or 30/Carton	170/51
EPW1464S	10335	4-14 AWG Solid Wires; black, white, green, and red	100/Fiber Drum or 30/Carton	180/54
EPW1262S	10336	2-12 AWG Solid Wires; black and white	100/Fiber Drum or 30/Carton	175/53
EPW1263S	10337	3-12 AWG Solid Wires; black, white, and green	100/Fiber Drum or 30/Carton	190/57

EPCO manufactures Fixture Whips for 277 Volt applications. Contact the EPCO Inside Sales Department for more specific information.

# Standard Fixture Whips - 1/2" Conduit

## Contractor Benefits:

- UL Listed. File Number: E87199.
- Stranded and Solid THHN conductors - Standard.
- Standard Fixture Whips are manufactured using UL listed or UL recognized components.
- Standard Fixture Whips include die cast screw connectors on each end.
- Standard Fixture Whips are sold 30 per carton or 100 in an extra strong fiber drum.

Note: Add the "C" suffix to indicate 30 Fixture Whips per carton.

All stranded and solid wire conductors are stripped 5/8" (.625") from the end of the conductor and securely tied to prevent damage to the conductors and eliminate lost lock nuts.



Catalog Number	UPC Number	Description	Standard Package	Standard Package Ship Wt. (lbs.)
<b>Stranded Wire Fixture Whips</b>				
EPW1263-1/2"	11600	1/2" Conduit; 3-12 AWG Stranded Wire; black, white and green	100/Fiber Drum or 30/Carton	250/75
EPW1264-1/2"	10286	1/2" Conduit; 4-12 AWG Stranded Wire; black, white, green and red	100/Fiber Drum or 30/Carton	270/81
EPW1463-1/2"	10309	1/2" Conduit; 3-14 AWG Stranded Wire; black, white and green	100/Fiber Drum or 30/Carton	230/69
EPW1464-1/2"	10313	1/2" Conduit; 4-12 AWG Stranded Wire; black, white, green and red	100/Fiber Drum or 30/Carton	250/75
<b>Solid Wire Fixture Whips</b>				
EPW1263S-1/2"	10314	1/2" Conduit; 3-12 AWG Solid Wire; black, white and green	100/Fiber Drum or 30/Carton	260/78
EPW1264S-1/2"	10289	1/2" Conduit; 4-12 AWG Solid Wire; black, white, green and red	100/Fiber Drum or 30/Carton	280/84
EPW1463S-1/2"	10575	1/2" Conduit; 3-14 AWG Solid Wire; black, white and green	100/Fiber Drum or 30/Carton	240/72
EPW1464S-1/2"	10577	1/2" Conduit; 4-12 AWG Solid Wire; black, white, green and red	100/Fiber Drum or 30/Carton	260/78

# Retrofit Fixture Whips

## Contractor Benefits:

- UL Listed. File Number: E87199.
- Labor Saving product that will expedite the installation process when Contractors upgrade existing fluorescent fixtures with new energy saving ballast.
- All stranded and solid wire conductors are captively stripped 5/8" from the end of the wire and securely tied to prevent damage.

Meets the requirements of the 2008 NEC, Articles 410.137 (C) as follows:

*Wired luminaire (fixture) sections are paired, with a ballast(s) supplying a lamp or lamps in both. For interconnection between paired units, it shall be permissible to use metric designator 12 (trade size 3/8") flexible metal conduit in lengths not exceeding 7.5 m (25 ft) in conformance with Article 348. Luminaire (fixture) wire operating at line voltage, supplying only the ballast(s) of one of the paired luminaires (fixtures), shall be permitted in the same raceway as the lamp supply wires of the paired luminaires (fixtures).*



Catalog Number	UPC Number	Description	Standard Package	Standard Package Ship Wt. (lbs.)
EPW18103	10400	3-18 AWG Stranded Wires; black, white, and green, 3/8" Conduit, 10 Foot Length	50/Fiber Drum	133
EPW18103S	10401	3-18 AWG Solid Wires; black, white, and green, 3/8" Conduit, 10 Foot Length	50/Fiber Drum	133
EPW18104	10402	4-18 AWG Stranded Wires; black, white, green, and red 3/8" Conduit, 10 Foot Length	50/Fiber Drum	142
EPW18104S	10403	2-16 AWG Solid Wires; black, white, green, and red 3/8" Conduit, 10 Foot Length	50/Fiber Drum	142

# Snap-In Fixture Whips

## Contractor Benefits:

- UL Listed. File Number: E87199.
- Significant Labor Savings!
- Stranded and solid THHN conductors - Standard.
- Snap-In Fixture Whips are manufactured using UL listed or UL recognized components.
- Standard Fixture Whips are sold 30 per carton or 100 in an extra strong fiber drum.

Snap-in Fixture Whips feature two snap-in connectors, solid or stranded THHN conductors enclosed in six feet of 3/8" (.375) flexible steel conduit. The connectors snap directly into the electrical box or fixture with no locknut or tools required.



Note: Specify packaging requirements when placing your order. Add the "C" suffix to indicate 30 Fixture Whips per carton.

All stranded and solid wire conductors are stripped 5/8" (.625") from the end of the conductor and securely tied to prevent damage to the conductors.

Catalog Number	UPC Number	Description	Standard Package	Standard Package Ship Wt. (lbs.)
<b>Stranded Wire Fixture Whips</b>				
EPW1862A	10320	2-18 AWG Stranded Wires; black and white	100/Fiber Drum or 30/Carton	155/47
EPW1863A	10321	3-18 AWG Stranded Wires; black, white, and green	100/Fiber Drum or 30/Carton	160/48
EPW1864A	10322	4-18 AWG Stranded Wires; black and white	100/Fiber Drum or 30/Carton	170/51
EPW1662A	10323	2-16 AWG Stranded Wires; black and white	100/Fiber Drum or 30/Carton	155/47
EPW1663A	10324	3-16 AWG Stranded Wires; black, white, and green	100/Fiber Drum or 30/Carton	165/50
EPW1664A	10325	4-16 AWG Stranded Wires; black, white, green, and red	100/Fiber Drum or 30/Carton	175/53
EPW1462A	10316	2-14 AWG Stranded Wires; black and white	100/Fiber Drum or 30/Carton	160/48
EPW1463A	10317	3-14 AWG Stranded Wires; black, white, and green	100/Fiber Drum or 30/Carton	170/51
EPW1464A	10326	4-14 AWG Stranded Wires; black, white, green, and red	100/Fiber Drum or 30/Carton	180/54
EPW1262A	10318	2-12 AWG Stranded Wires; black and white	100/Fiber Drum or 30/Carton	175/53
EPW1263A	10319	3-12 AWG Stranded Wires; black, white, and green	100/Fiber Drum or 30/Carton	190/57
<b>Solid Wire Fixture Whips</b>				
EPW1862SA	10338	2-18 AWG Solid Wires; black and white	100/Fiber Drum or 30/Carton	155/47
EPW1863SA	10339	3-18 AWG Solid Wires; black, white, and green	100/Fiber Drum or 30/Carton	160/48
EPW1864SA	10340	4-18 AWG Solid Wires; black, white, green, and red	100/Fiber Drum or 30/Carton	170/51
EPW1662SA	10341	2-16 AWG Solid Wires; black and white	100/Fiber Drum or 30/Carton	155/47
EPW1663SA	10342	3-16 AWG Solid Wires; black, white, and green	100/Fiber Drum or 30/Carton	165/50
EPW1664SA	10343	4-16 AWG Solid Wires; black, white, green, and red	100/Fiber Drum or 30/Carton	175/53
EPW1462SA	10344	2-14 AWG Solid Wires; black and white	100/Fiber Drum or 30/Carton	160/48
EPW1463SA	10345	3-14 AWG Solid Wires; black, white, and green	100/Fiber Drum or 30/Carton	170/51
EPW1464SA	10346	4-14 AWG Solid Wires; black, white, green, and red	100/Fiber Drum or 30/Carton	180/54
EPW1262SA	10347	2-12 AWG Solid Wires; black and white	100/Fiber Drum or 30/Carton	175/53
EPW1263SA	10348	3-12 AWG Solid Wires; black, white, and green	100/Fiber Drum or 30/Carton	190/57

EPCO manufactures Fixture Whips for 277 Volt applications. Contact the EPCO Inside Sales Department for more specific information.


# Die Cast Snap-In Fixture Whips

## Contractor Benefits:

- UL Listed. File Number: E87199.
- Significant Labor Savings!
- 3/8" flexible steel conduit; 6-foot length - Standard.
- Stranded and solid THHN conductors - Standard.
- EPCO's Die Cast Snap-in Fixture Whips are manufactured using UL listed or UL recognized components.
- Snap-in Fixture Whips are sold 30 per carton or 100 in an extra strong fiber drum.

Note: Specify packaging requirements when placing your order. Add the "C" suffix to indicate 30 Fixture Whips per carton.

All stranded and solid wire conductors are stripped 5/8" (.625") from the end of the conductor and securely tied to prevent damage to the conductors.



Catalog Number	UPC Number	Description	Standard Package	Standard Package Ship Wt. (lbs.)
<b>Stranded Wire Fixture Whips</b>				
EPW1862AD	10569	2-18 AWG Stranded Wires; black and white	100/Fiber Drum or 30/Carton	155/47
EPW1863AD	10281	3-18 AWG Stranded Wires; black, white, and green	100/Fiber Drum or 30/Carton	160/48
EPW1864AD	10280	4-18 AWG Stranded Wires; black and white	100/Fiber Drum or 30/Carton	170/51
EPW1662AD	10566	2-16 AWG Stranded Wires; black and white	100/Fiber Drum or 30/Carton	155/47
EPW1663AD	10517	3-16 AWG Stranded Wires; black, white, and green	100/Fiber Drum or 30/Carton	165/50
EPW1664AD	10568	4-16 AWG Stranded Wires; black, white, green, and red	100/Fiber Drum or 30/Carton	175/53
EPW1462AD	10560	2-14 AWG Stranded Wires; black and white	100/Fiber Drum or 30/Carton	160/48
EPW1463AD	10369	3-14 AWG Stranded Wires; black, white, and green	100/Fiber Drum or 30/Carton	170/51
EPW1464AD	10442	4-14 AWG Stranded Wires; black, white, green, and red	100/Fiber Drum or 30/Carton	180/54
EPW1262AD	10554	2-12 AWG Stranded Wires; black and white	100/Fiber Drum or 30/Carton	175/53
EPW1263AD	10556	3-12 AWG Stranded Wires; black, white, and green	100/Fiber Drum or 30/Carton	190/57
EPW1264AD	10558	4-12 AWG Stranded Wire;; black, white, green and red	100/Fiber Drum or 30/Carton	170/51
<b>Solid Wire Fixture Whips</b>				
EPW1862SAD	10570	2-18 AWG Solid Wires; black and white	100/Fiber Drum or 30/Carton	155/47
EPW1863SAD	10367	3-18 AWG Solid Wires; black, white, and green	100/Fiber Drum or 30/Carton	160/48
EPW1864SAD	10368	4-18 AWG Solid Wires; black, white, green, and red	100/Fiber Drum or 30/Carton	170/51
EPW1462SAD	10561	2-14 AWG Solid Wires; black and white	100/Fiber Drum or 30/Carton	160/48
EPW1463SAD	10450	3-14 AWG Solid Wires; black, white, and green	100/Fiber Drum or 30/Carton	170/51
EPW1464SAD	10451	4-14 AWG Solid Wires; black, white, green, and red	100/Fiber Drum or 30/Carton	180/54
EPW1262SAD	10555	2-12 AWG Solid Wires; black and white	100/Fiber Drum or 30/Carton	175/53
EPW1263SAD	10557	3-12 AWG Solid Wires; black, white, and green	100/Fiber Drum or 30/Carton	190/57
EPW 1264SAD	10559	4-12 AWG Solid Wires; black, white, green and red	100/Fiber Drum or 30/Carton	170/51

EPCO manufactures Fixture Whips for 277 Volt applications. Contact the EPCO Inside Sales Department for more specific information.

Engineered Products Company will build "Labor Saving" Fixture Whips to your specifications. Please use the information below to specify your Non-Catalog/Custom Fixture Whip(s) requirements. Complete this form and FAX to:

**Engineered Products Co., Attention: Inside Sales Department, FAX: 952-767-8786.**

If you need a quote on more than one Custom Fixture Whip, please complete a separate form for each variation.

**Distributor:** \_\_\_\_\_ **Contact:** \_\_\_\_\_

**Address:** \_\_\_\_\_ **City:** \_\_\_\_\_ **State:** \_\_\_\_\_ **Zip:** \_\_\_\_\_

**Sales Agency:** \_\_\_\_\_ **Contact Name:** \_\_\_\_\_ **Target Price (\$):** \_\_\_\_\_ (required)

**Wire (TFFN or THHN):**  Solid  Stranded **Wire Lead Length:**  6 inch  12 inch  Other (specify) \_\_\_\_\_

**Wire Gauge:**  12  14  16  18 **Connector Type:** Select a connector type (number) for each of the Fixture Whip from the *Connector Reference Guide* shown below.

**Wire Colors:**  Black  White  Red  Green  Blue  Gray  Brown  Purple  Pink  Orange  Yellow  Other (specify):\* \_\_\_\_\_

**Conduit Material:** (Flexible Metal, Steel)  Left End  Right End

3/8 inch  1/2 inch

**Insulated Throat:**  Yes  No

**Conduit Length**  
 6 Foot  8 Foot  10 Foot  12 Foot \_\_\_\_\_ \*Other  
\*requires longer lead time

**Quantity Needed:** \_\_\_\_\_ **Requested Shipping Date:** \_\_\_\_\_

**Description:** \_\_\_\_\_


If your application requires a Connector other than what is shown in the Reference Guide, please indicate the following:  
**Connector Type:** \_\_\_\_\_  
**Manufacturer:** \_\_\_\_\_  
**Part Number:** \_\_\_\_\_

**Push-in Wire Connectors:** Select wire color AND choose which end requires a Push-in Wire Connector.




- |                                   |                                    |                                 |                                   |                                    |                                 |                                   |                                    |                               |
|-----------------------------------|------------------------------------|---------------------------------|-----------------------------------|------------------------------------|---------------------------------|-----------------------------------|------------------------------------|-------------------------------|
| <input type="checkbox"/> Left End | <input type="checkbox"/> Right End | <input type="checkbox"/> Black  | <input type="checkbox"/> Left End | <input type="checkbox"/> Right End | <input type="checkbox"/> White  | <input type="checkbox"/> Left End | <input type="checkbox"/> Right End | <input type="checkbox"/> Red  |
| <input type="checkbox"/> Left End | <input type="checkbox"/> Right End | <input type="checkbox"/> Green  | <input type="checkbox"/> Left End | <input type="checkbox"/> Right End | <input type="checkbox"/> Blue   | <input type="checkbox"/> Left End | <input type="checkbox"/> Right End | <input type="checkbox"/> Gray |
| <input type="checkbox"/> Left End | <input type="checkbox"/> Right End | <input type="checkbox"/> Brown  | <input type="checkbox"/> Left End | <input type="checkbox"/> Right End | <input type="checkbox"/> Purple | <input type="checkbox"/> Left End | <input type="checkbox"/> Right End | <input type="checkbox"/> Pink |
| <input type="checkbox"/> Left End | <input type="checkbox"/> Right End | <input type="checkbox"/> Orange | <input type="checkbox"/> Left End | <input type="checkbox"/> Right End | <input type="checkbox"/> Yellow |                                   |                                    |                               |

**Connector Reference Guide**



**1**  
**Size:** 3/8": P/N E00-001-000  
 1/2": P/N E00-026-000  
**Type:** Screw-in  
**Material:** Die Cast  
**Insulated:** Yes or No (circle one)



**2**  
**Size:** 3/8": P/N E00-003-000  
 1/2": P/N E00-005-000  
**Type:** Screw-in/Snap-in  
**Material:** Die Cast  
**Insulated:** Yes or No (circle one)



**3**  
**Size:** 3/8": P/N E00-003-001  
**Type:** Set Screw, Snap-in  
**Material:** Die Cast  
**Insulated:** No



**4**  
**Size:** 3/8": P/N E00-041-000  
 1/2": P/N E00-042-000  
**Type:** Set Screw, Squeeze  
**Material:** Die Cast  
**Insulated:** No



**5**  
**Size:** 3/8": P/N E00-002-000  
 1/2": P/N E00-013-000  
**Type:** Exterior, Snap-in  
**Material:** Plastic w/Steel  
**Insulated:** Yes



**6**  
**Size:** 1/2": P/N E00-042-002  
**Type:** Set Screw, Squeeze  
**Material:** Steel  
**Insulated:** Yes or No (circle one)



**7**  
**Size:** 3/8": P/N E00-041-002  
**Type:** Set Screw, Squeeze  
**Material:** Steel  
**Insulated:** No



**8**  
**Size:** 3/8": P/N E00-007-000  
 1/2": P/N E00-010-000  
**Type:** Set Screw, 90°  
**Material:** Die Cast  
**Insulated:** Yes or No (circle one)



**9**  
**Size:** 3/8": P/N E00-015-000  
 1/2": P/N E00-005-001  
**Type:** Set Screw, Snap-in, 90°  
**Material:** Die Cast  
**Insulated:** No



**10**  
**Size:** 3/8": P/N E00-003-003  
 1/2": P/N E00-004-003  
**Type:** Speed Lock Style, Snap-in  
**Material:** Steel  
**Insulated:** Yes